



DMI Report 16-15

Tidevandstabeller for færøske farvande 2017 / Tide tables for the Faroe Island waters 2017

Mads Hvid Ribergaard

Tidevandstabeller for færøske farvande

**Tide tables
for Faroe Islands waters**

2017

Copenhagen 2016



Colophon

Serial title:

DMI Report 16-15

Title:

Tidevandstabeller for færøske farvande 2017 /
Tide tables for the Faroe Island waters 2017

Subtitle:

Authors:

Mads Hvid Ribergaard

Other Contributors:

Responsible Institution:

Danish Meteorological Institute

Language:

Dansk / English

Keywords:

tide tables, tides, sea level, tidal currents, Faroe Island waters

Url:

www.dmi.dk/dmi/DMIRep16-15.pdf

ISSN:

1399-1388 (online)

ISBN:

Version:

1.0

Website:

www.dmi.dk

Copyright:

Danish Meteorological Institute



Tidevandstabeller for færøske farvande

**Tide tables
for Faroe Islands waters**

2017





Indhold Contents

4-7	Forklaring til tabeller Explanation of tables
8	Havnefortegnelse List of ports
9-45	Tabeller for høj- og lavvandstidspunkter samt tilhørende tidevandshøjder for primærhavne Tables of the times of high and low water and corresponding tidal heights for primary ports
46	Høj- og lavvandstidspunkter samt tilhørende tidevandshøjder for sekundærhavne The times of high and low water and corresponding tidal heights for secondary ports
47	Harmoniske tidevandskonstanter Harmonic tidal constants
48	Tidspunkter for strømskifte (Vest- og Østfaldsskifte) Times of tidal stream (Vest- and Østfaldsskifte)
49-51	Strømkort til tilnærmet bestemmelse af strømforholdene i relation til tidspunktet for højevande i Trongisvågur Tidal stream atlas for approximate determination of the currents in relation to the time of high water in Trongisvågur
52-54	Omtrentlig tidevandshøjde på tidspunkter mellem høj- og lavvande - Forklaring og tabel Approximate tidal heights at times between high and low water - Explanation and table

Danmarks Meteorologiske Instituts publikationer er beskyttet i henhold til lovgivningen, hvorfor reproduktion er forbudt uden skriftlig tilladelse.

Publications edited by the Danish Meteorological Institute (DMI) are protected by law. Reproduction is therefore prohibited without prior written permission by the DMI.



Forklaring til tabeller

"Tidevandstabeller for Færøerne" er udarbejdet af Danmarks Meteorologiske Institut (DMI) med brug af harmoniske tidevandskonstituenten beregnet af DMI og af Farvandsvæsenet. Data er stillet til rådighed af Landverkfrødingurin, Tóshavn, og af Hydrographic Office, England.

Høj- og lavvande

Tabellerne side 10-45 giver for hver dag i året tidspunkter for høj- og lavvande samt de tilhørende tidevandshøjder for ni primærhavne. Tabellerne er beregnet ved brug af de harmoniske tidevandskonstituenten. Amplitude og fasevinkler for fire af konstituenterne (O_1 , K_1 , M_2 og S_2) er anført i tabellen side 47.

Tabellen side 46 giver oplysninger til beregning af omtrentlige høj- og lavvandstidspunkter samt tilhørende tidevandshøjder for otte sekundærhavne. De angivne tidsforskelle skal adderes til høj- og lavvandstidspunkterne for Trongisvágur for at give tidspunkter for høj- og lavvande det ønskede sted. De angivne højdeforskelle svarende til middelspringtidshøjderne (højvande: MHWS; lavvande: MLWS) og middelnøptidshøjderne (højvande: MHWN; lavvande: MLWN) skal adderes til de tilsvarende højder i primærhavnen for at give havnens middelspringtids- og middelnøptidshøjder. Dagens tidevandshøjder fås derefter ved lineær interpolation mellem de beregnede springtids- og nøptidshøjder.

Tidspunkterne for høj- og lavvande er angivet i **færøsk normaltids**, som er UT (Universal Time).

Tidevandshøjderne er angivet i meter i forhold til **kortnul, som er laveste astronomiske tidevand**. Tidevandshøjderne skal således lægges til dybden i søkortet for at give dybderne ved høj- og lavvande.

Det understreges, at tabellerne kun beskriver de vandstandsændringer, som skyldes solens og månens tiltrækningskraft (astronomisk tidevand). Ændringer i vandstande, som skyldes meteorologiske og oceanografiske forhold (vind, barometerstand, strøm o.l.), er således ikke med i tabellerne.



Tidevandsstrøm

Tidevandsstrøm er benævnelsen for den del af den til enhver tid herskende strøm, som alene skyldes solens og månens indvirkning på vandmasserne. Tidevandsstrømmen på Færøerne er gennemgående ret udtalt og optræder sædvanligvis meget regelmæssigt til trods for de meteorologiske og oceanografiske faktoreres indvirkning. (Se "Den Færøske Lods".)

Tidevandsstrømmen på Færøerne benævnes ofte Vestfald henholdsvis Østfald efter strømmens omtrentlige retning (mod vest hhv. mod øst). Strømskiftet efter Vestfald kaldes Vestfaldsskifte (dvs. strømmen skifter fra at være vestgående til at være østgående), og strømskiftet efter Østfald for Østfaldsskifte. Strømskiftet sker samtidig med høj- henholdsvis lavvandet det pågældende sted.

Tidspunkter for strømskift findes således ved at finde højvandstidpunkter i tabellen for Trongisvågur og dernæst benytte tabellen på side 48, som giver tidsforskellen mellem højvandstidpunkterne og det lokale Vestfaldsskifte.

Strømkortene side 49-51 viser tidevandsstrømmens generelle forløb omkring øerne. Strømhastigheden varierer på en kompliceret måde og kan ikke forudsiges med eksisterende data. De enkelte strømkort viser strømbilledet i relation til tidspunktet for højvande i Trongisvågur.



Explanation of tables

"Tide tables for Faroe Islands waters", is produced by the Danish Meteorological Institute (DMI), using harmonic tidal constituents calculated by DMI and the Danish Maritime Safety Administration. Data from Landverkfrøðingurin, Tórshavn, and the British Hydrographic Office.

High and low water

The tables on page 10-45 list for each day of the year the times for high and low water and the corresponding high and low water tidal heights for nine primary ports. The times and heights are calculated using the harmonic constituents. The amplitudes and phase angles of four of the constituents (O_1 , K_1 , M_2 and S_2) are listed in the table on page 47.

The tables on page 46 state the required information for calculating approximate times of high and low water for eight secondary ports. The given time differences should be added to the times of high and low water at Trongisvágur in order to find the times of high and low water at the place in question. The stated height differences corresponding to mean high (low) water springs MHWS (MLWS) and mean high (low) water neaps MHWN (MLWN) should be added to the corresponding tidal heights at Trongisvágur in order to find the mean spring and mean neap tidal heights at the place in question. The tidal heights at the place in question are then obtained by linear interpolation between the calculated spring and neap tidal heights.

The times for high and low water are given in **Faroese standard time which is UT** (Universal Time).

Tidal heights are given in meters relative to **chart datum, which is lowest astronomical tide**. Tidal heights should be added to the depths shown in the charts to give the water depths at high and low water.

Notice that the tables reflect only the changes in water level caused by the gravitational forces from the sun and the moon (astronomic tides). The changes in water level caused by meteorological and oceanographic conditions (wind, barometric pressure, current etc.) are not included in the tables.

Approximate tidal heights at times between high and low water can be determined as described on page 52-53 and by means of the table on page 54.



Tidal currents

Tidal currents is the name given to the part of the prevailing current, that can be attributed solely to the influence of the sun and the moon on the water masses. The tidal currents is quite pronounced throughout the Faroe Islands, and occurs regularly in spite of disturbances from meteorological and oceanographic factors. (See "Den Færøske Lods".)

The tidal currents around the Faroe Islands is called Vestfald and Østfald, according to the approximate main direction of the current (towards west and east, respectively). The change of current direction after Vestfald is called Vestfaldsskifte (i.e. the current changes from west-going to east-going), and the current change after Østfald is called Østfaldskifte. The current direction changes at the same time as the local high and low water, respectively.

The time of the current changes are thus found by taking the times of high water in the table for Trongisvágur and then using the table on page 48, which gives the time difference between the times of high water and the local Vestfaldskifte.

The Tidal Current Atlas on page 49-51 shows the general pattern of the tidal currents around the islands. The current velocity varies in a complex way and cannot be predicted using existing data. The single charts show the current pattern in relation to the time of high water at Trongisvágur.



Havnefortegnelse

List of ports

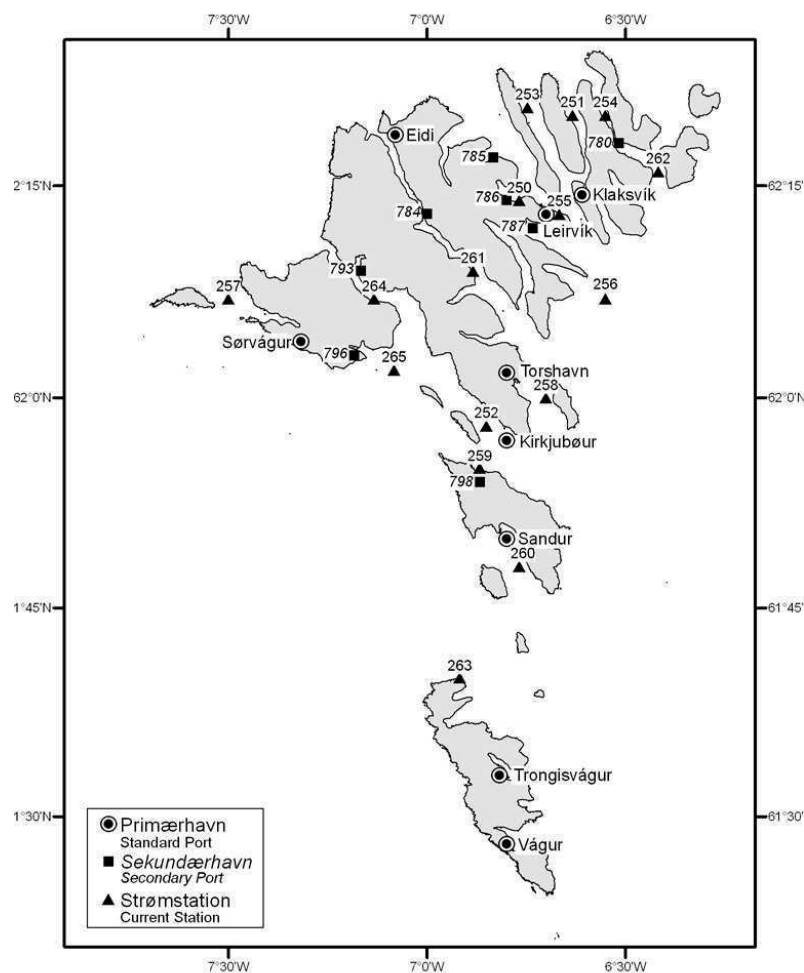
Side Page	Primærhavn Primary port	Nord North	Vest West
10-13	Eidi	62 18	07 08
14-17	Kirkjubøur	61 57	06 48
18-21	Klaksvík	62 15	06 35
22-25	Leirvík	62 13	06 42
26-29	Sandur	61 50	06 48
30-33	Sørvágur	62 04	07 19
34-37	Tórshavn	62 00	06 46
38-41	Trongisvágur	61 33	06 49
42-45	Vágur	61 28	06 48

Side Page	Sekundærhavn Secondary port	Nord North	Vest West
46	Fuglafjørður	62 14	06 48
46	Gøtuvík	62 12	06 44
46	Hvannasund	62 18	06 31
46	Midvágur	62 03	07 11
46	Nordskáli	62 13	07 00
46	Oyndarfjørður	62 17	06 50
46	Skopun	61 54	06 52
46	Vestmanna	62 09	07 10



Tabeller for høj- og lavvandstidspunkter samt tilhørende tidevandshøjder for primærhavne

Tables of the times of high and low water and corresponding tidal heights for primary ports



Havne som er tabelleret på side 10-45 (primærhavne) og sekundærhavne (side 46)
Ports tabulated on page 10-45 (primary ports) and secondary ports (page 46)



EIDI



2017

UT

Januar			Februar			Marts					
Tid	m	Tid	m	Tid	m	Tid	m	Tid	m		
1	0426 1023 S 1705 2251	16	0510 1111 M 1756 2348	1	0527 1120 O 1806 2354	16	0559 1203 To 1839	1	0428 1021 O 1702 2250	16	0456 1053 To 1724 2310
2	0503 1059 M 1745 2332	17	0551 1155 Ti 1841	2	0610 1204 To 1854	17	0028 0639 F 1247 1919	2	0509 1102 To 1744 2330	17	0530 1129 F 1756 2346
3	0544 1139 Ti 1830	18	0031 0633 O 1242 1928	3	0043 0700 F 1257 1948	18	0115 0725 L 1339 2007	3	0554 1147 F 1830	18	0606 1208 L 1830
4	0018 0629 O 1225 1920	19	0120 0721 To 1334 2021	4	0141 0800 L 1400 2054	19	0215 0830 S 1445 2113	4	0017 0644 L 1240 1924	19	0027 0649 S 1254 1912
5	0113 0722 To 1321 2018	20	0217 0820 F 1434 2121	5	0251 0918 S 1517 2209	20	0329 1006 M 1604 2235	5	0112 0745 S 1345 2029	20	0119 0745 M 1357 2006
6	0218 0827 F 1427 2125	21	0322 0939 L 1542 2229	6	0409 1045 M 1641 2324	21	0449 1135 Ti 1723 2345	6	0221 0904 M 1509 2148	21	0228 0907 Ti 1521 2127
7	0330 0945 L 1539 2236	22	0433 1106 S 1651 2332	7	0525 1201 Ti 1759	22	0557 1234 O 1826	7	0345 1035 Ti 1642 2309	22	0353 1044 O 1647 2255
8	0440 1103 S 1653 2343	23	0538 1213 M 1754	8	0028 0630 O 1303 1905	23	0039 0648 To 1318 1914	8	0511 1153 O 1805	23	0509 1154 To 1754
9	0545 1212 M 1802	24	0024 0633 Ti 1303 1848	9	0122 0724 To 1356 1959	24	0121 0728 F 1356 1954	9	0015 0620 To 1254 1907	24	0000 0606 F 1242 1845
10	0042 0642 Ti 1311 1903	25	0108 0716 O 1345 1933	10	0209 0809 F 1443 2045	25	0200 0803 L 1432 2030	10	0109 0713 F 1345 1954	25	0049 0651 L 1323 1925
11	0134 0732 O 1404 1959	26	0147 0754 To 1421 2013	11	0252 0851 L 1527 2125	26	0236 0837 S 1508 2103	11	0155 0757 L 1428 2032	26	0131 0730 S 1402 2002
12	0222 0818 To 1454 2050	27	0223 0828 F 1457 2050	12	0332 0930 S 1608 2202	27	0313 0910 M 1544 2137	12	0236 0835 S 1508 2105	27	0211 0806 M 1439 2037
13	0306 0902 F 1540 2137	28	0258 0901 L 1532 2124	13	0409 1008 M 1647 2236	28	0350 0945 Ti 1622 2212	13	0313 0910 M 1545 2136	28	0250 0843 Ti 1518 2112
14	0349 0945 L 1626 2222	29	0333 0933 S 1608 2158	14	0446 1046 Ti 1725 2312			14	0348 0945 Ti 1618 2206	29	0330 0921 O 1558 2149
15	0430 1027 S 1711 2305	30	0409 1006 M 1645 2233	15	0522 1124 O 1802 2348			15	0422 1018 O 1651 2238	30	0410 1002 To 1639 2227
		31	0447 1041 Ti 1724 2312							31	0454 1046 F 1723 2309

10

Datum of Predictions = Chart Datum
Tidspunkterne er opgivet i færøsk normaltid (UT). Ved sommertid, skal tidspunkterne øges med 1 time.



EIDI



2017

UT

April			Maj			Juni					
Tid	m	Tid	m	Tid	m	Tid	m	Tid	m		
1 0540 1134 L 1810 2357	0.4 2.1 0.4 2.0	16 0544 1138 S 1754 2353	0.6 1.8 0.7 1.8	1 0626 1227 M 1845	0.4 1.9 0.6	16 0610 1201 Ti 1809	0.7 1.6 0.8	1 0129 0825 To 1441 2028	2.0 0.5 1.6 0.8	16 0034 0727 F 1326 1924	1.9 0.6 1.6 0.8
2 0633 1231 S 1903	0.5 1.9 0.6	17 0627 1223 M 1834	0.7 1.7 0.8	2 0039 0730 Ti 1341 1948	1.9 0.5 1.7 0.8	17 0012 0658 O 1256 1856	1.8 0.7 1.6 0.8	2 0239 0936 F 1552 2142	1.9 0.6 1.6 0.9	17 0128 0823 L 1429 2026	1.9 0.7 1.6 0.9
3 0052 0737 M 1342 2008	1.9 0.6 1.8 0.7	18 0039 0718 Ti 1322 1924	1.8 0.8 1.6 0.9	3 0147 0845 O 1506 2101	1.9 0.6 1.6 0.9	18 0104 0756 To 1403 1954	1.8 0.8 1.5 0.9	3 0350 1045 L 1657 2255	1.9 0.6 1.6 0.9	18 0230 0926 S 1535 2138	1.8 0.6 1.7 0.9
4 0202 0857 Ti 1511 2127	1.8 0.7 1.7 0.8	19 0139 0827 O 1441 2033	1.7 0.9 1.5 1.0	4 0307 1006 To 1630 2221	1.8 0.6 1.6 0.9	19 0208 0903 F 1517 2106	1.7 0.8 1.6 0.9	4 0454 1142 S 1750 2357	1.8 0.6 1.7 0.8	19 0336 1030 M 1637 2250	1.8 0.6 1.7 0.8
5 0327 1024 O 1645 2249	1.8 0.7 1.7 0.8	20 0256 0949 To 1604 2158	1.7 0.9 1.5 1.0	5 0426 1118 F 1739 2330	1.8 0.6 1.7 0.8	20 0317 1011 L 1624 2223	1.8 0.7 1.6 0.9	5 0550 1230 M 1833	1.8 0.6 1.7	20 0440 1132 Ti 1735 2356	1.9 0.5 1.8 0.7
6 0453 1140 To 1802 2357	1.8 0.6 1.7 0.8	21 0412 1103 F 1712 2313	1.7 0.8 1.6 0.9	6 0533 1215 L 1830	1.9 0.5 1.7	21 0421 1112 S 1721 2329	1.8 0.6 1.7 0.8	6 0048 0636 Ti 1311 1911	0.7 1.8 0.6 1.8	21 0541 1229 O 1827	2.0 0.4 1.9
7 0602 1239 F 1857	1.9 0.5 1.8	22 0515 1158 L 1806	1.8 0.6 1.7	7 0027 0626 S 1301 1909	0.7 1.9 0.5 1.8	22 0520 1207 M 1811	1.9 0.5 1.9	7 0132 0717 O 1347 1945	0.7 1.8 0.5 1.9	22 0054 0639 To 1321 1917	0.6 2.0 0.3 2.0
8 0051 0654 L 1327 1937	0.7 2.0 0.4 1.8	23 0011 0606 S 1245 1849	0.8 1.9 0.5 1.9	8 0114 0709 M 1341 1942	0.7 2.0 0.4 1.9	23 0025 0612 Ti 1257 1857	0.7 2.0 0.3 2.0	8 0211 0754 To 1421 2018	0.6 1.9 0.5 1.9	23 0147 0735 F 1410 2004	0.4 2.1 0.3 2.1
9 0136 0736 S 1407 2010	0.6 2.0 0.3 1.9	24 0059 0651 M 1328 1929	0.6 2.0 0.3 2.0	9 0154 0745 Ti 1416 2012	0.6 2.0 0.4 1.9	24 0116 0703 O 1343 1940	0.5 2.1 0.2 2.1	9 0247 0830 F 1453 2051	0.6 1.9 0.5 2.0	24 0238 0830 L 1458 2051	0.3 2.1 0.3 2.2
10 0216 0812 M 1444 2039	0.5 2.1 0.3 1.9	25 0143 0733 Ti 1410 2008	0.5 2.1 0.2 2.1	10 0231 0819 O 1448 2041	0.5 2.0 0.4 2.0	25 0204 0751 To 1430 2023	0.4 2.2 0.2 2.1	10 0322 0906 L 1526 2124	0.6 1.8 0.5 2.0	25 0328 0923 S 1545 2137	0.2 2.1 0.3 2.2
11 0252 0846 Ti 1517 2108	0.5 2.1 0.3 2.0	26 0226 0815 O 1453 2046	0.4 2.2 0.2 2.1	11 0306 0852 To 1519 2112	0.5 2.0 0.4 2.0	26 0251 0841 F 1515 2106	0.3 2.2 0.2 2.2	11 0357 0943 S 1559 2157	0.5 1.8 0.5 2.0	26 0418 1016 M 1630 2224	0.2 2.0 0.4 2.2
12 0327 0918 O 1548 2137	0.5 2.1 0.4 2.0	27 0309 0859 To 1536 2126	0.3 2.3 0.1 2.2	12 0339 0926 F 1550 2143	0.5 1.9 0.5 2.0	27 0340 0932 L 1601 2151	0.2 2.2 0.3 2.2	12 0434 1021 M 1633 2232	0.5 1.8 0.6 2.0	27 0509 1109 Ti 1716 2314	0.2 1.9 0.5 2.2
13 0400 0951 To 1619 2208	0.5 2.0 0.4 2.0	28 0354 0945 F 1619 2208	0.3 2.2 0.2 2.2	13 0414 1000 L 1621 2216	0.5 1.9 0.5 2.0	28 0430 1024 S 1648 2238	0.2 2.1 0.4 2.2	13 0512 1100 Ti 1709 2309	0.6 1.7 0.6 2.0	28 0601 1203 O 1803	0.3 1.8 0.6
14 0433 1024 F 1649 2240	0.5 2.0 0.5 2.0	29 0440 1033 L 1704 2252	0.3 2.2 0.3 2.1	14 0449 1037 S 1654 2251	0.6 1.8 0.6 2.0	29 0521 1120 M 1736 2329	0.3 2.0 0.5 2.1	14 0553 1142 O 1748 2348	0.6 1.7 0.7 1.9	29 0006 0656 To 1259 1854	2.1 0.4 1.7 0.7
15 0507 1100 L 1721 2315	0.6 1.9 0.6 1.9	30 0530 1127 S 1753 2342	0.3 2.0 0.5 2.0	15 0527 1116 M 1729 2328	0.6 1.7 0.7 1.9	30 0617 1221 Ti 1827	0.3 1.8 0.6	15 0637 1230 To 1832	0.6 1.6 0.8	30 0102 0754 F 1357 1950	2.0 0.5 1.6 0.8
						31 0025 0718 O 1328 1923	2.0 0.4 1.7 0.8				

Datum of Predictions = Chart Datum

Tidspunkterne er opgivet i færøsk normaltid (UT). Ved sommertid, skal tidspunkterne øges med 1 time.

11



EIDI



2017

UT

Juli			August				September				
Tid	m	Tid	m	Tid	m	Tid	m	Tid	m		
1 0203	1.9	16 0056	1.9	1 0322	1.7	16 0238	1.8	1 0508	1.6	16 0527	1.8
0855	0.6	0748	0.6	1006	0.8	0928	0.7	1130	0.9	1142	0.7
L 1459	1.6	S 1346	1.7	Ti 1606	1.6	O 1527	1.7	F 1737	1.7	L 1742	1.9
2056	0.9	1954	0.8	2241	0.9	2201	0.8				
2 0306	1.8	17 0154	1.9	2 0430	1.6	17 0359	1.8	2 0020	0.8	17 0022	0.5
1000	0.7	0848	0.6	1110	0.8	1044	0.7	0610	1.6	0633	1.8
S 1601	1.6	M 1451	1.7	O 1712	1.6	To 1643	1.8	L 1224	0.8	S 1240	0.6
2210	0.9	2102	0.8	2353	0.9	2322	0.7	1830	1.8	1840	2.0
3 0410	1.8	18 0300	1.9	3 0534	1.6	18 0519	1.8	3 0105	0.7	18 0115	0.4
1100	0.7	0955	0.6	1206	0.8	1154	0.6	0659	1.7	0725	1.9
M 1700	1.6	Ti 1558	1.7	To 1810	1.7	F 1752	1.9	S 1306	0.7	M 1329	0.5
2321	0.9	2220	0.8					1912	1.9	1927	2.1
4 0510	1.7	19 0412	1.9	4 0048	0.8	19 0030	0.5	4 0142	0.6	19 0202	0.3
1153	0.7	1104	0.6	0630	1.7	0629	1.9	0739	1.8	0807	2.0
Ti 1754	1.7	O 1705	1.8	F 1252	0.7	L 1252	0.5	M 1345	0.6	Ti 1412	0.5
		2334	0.7	1858	1.8	1850	2.0	1948	2.0	2009	2.2
5 0021	0.8	20 0522	1.9	5 0131	0.7	20 0127	0.4	5 0217	0.5	20 0245	0.2
0604	1.7	1208	0.5	0718	1.7	0728	2.0	0814	1.9	0843	2.0
O 1239	0.7	To 1806	1.9	L 1332	0.7	S 1342	0.5	Ti 1420	0.5	O 1451	0.4
1840	1.8			1939	1.9	1940	2.1	2021	2.1	2048	2.2
6 0110	0.8	21 0039	0.6	6 0209	0.6	21 0217	0.3	6 0251	0.4	21 0324	0.2
0651	1.7	0628	2.0	0759	1.8	0818	2.0	0847	1.9	0916	2.0
To 1318	0.6	F 1304	0.4	S 1409	0.6	M 1428	0.4	O 1455	0.5	To 1530	0.4
1921	1.8	1900	2.0	2014	2.0	2025	2.2	2053	2.1	2124	2.2
7 0151	0.7	22 0136	0.4	7 0244	0.5	22 0303	0.2	7 0326	0.3	22 0400	0.3
0734	1.8	0728	2.0	0836	1.8	0902	2.0	0919	2.0	0948	2.0
F 1356	0.6	L 1356	0.4	M 1444	0.5	Ti 1511	0.4	To 1530	0.4	F 1606	0.4
1958	1.9	1951	2.1	2048	2.0	2107	2.3	2125	2.2	2200	2.2
8 0230	0.6	23 0227	0.3	8 0318	0.4	23 0346	0.2	8 0401	0.3	23 0436	0.4
0814	1.8	0824	2.0	0911	1.9	0942	2.0	0951	2.0	1021	2.0
L 1430	0.6	S 1443	0.4	Ti 1518	0.5	O 1551	0.4	F 1608	0.4	L 1642	0.5
2033	2.0	2038	2.2	2119	2.1	2148	2.3	2200	2.2	2236	2.1
9 0305	0.6	24 0317	0.2	9 0353	0.4	24 0428	0.2	9 0439	0.3	24 0509	0.5
0852	1.8	0915	2.0	0945	1.9	1020	2.0	1026	2.0	1054	1.9
S 1505	0.5	M 1528	0.4	O 1553	0.5	To 1630	0.4	L 1647	0.4	S 1718	0.5
2107	2.0	2124	2.3	2151	2.1	2228	2.2	2237	2.2	2314	2.0
10 0340	0.5	25 0405	0.2	10 0429	0.4	25 0509	0.3	10 0519	0.3	25 0543	0.6
0929	1.8	1003	2.0	1018	1.9	1056	1.9	1104	2.0	1130	1.8
M 1539	0.5	Ti 1612	0.4	To 1629	0.5	F 1709	0.5	S 1729	0.5	M 1757	0.7
2141	2.1	2209	2.3	2225	2.1	2309	2.1	2320	2.1	2355	1.8
11 0416	0.5	26 0451	0.2	11 0506	0.4	26 0548	0.4	11 0603	0.4	26 0618	0.7
1005	1.8	1048	1.9	1053	1.9	1133	1.8	1148	1.9	1212	1.8
Ti 1614	0.5	O 1654	0.5	F 1707	0.5	L 1748	0.6	M 1816	0.6	Ti 1841	0.8
2214	2.1	2254	2.2	2301	2.1	2351	2.0				
12 0453	0.5	27 0538	0.3	12 0545	0.4	27 0627	0.6	12 0009	2.0	27 0043	1.7
1042	1.8	1133	1.8	1132	1.9	1214	1.8	0653	0.5	0659	0.8
O 1650	0.6	To 1736	0.5	L 1748	0.6	S 1830	0.7	Ti 1239	1.8	O 1304	1.7
2248	2.1	2340	2.2	2342	2.1			1913	0.7	1938	0.9
13 0531	0.5	28 0625	0.4	13 0629	0.5	28 0036	1.9	13 0110	1.9	28 0148	1.5
1119	1.8	1218	1.8	1216	1.8	0709	0.7	0753	0.7	0754	0.9
To 1728	0.6	F 1821	0.6	S 1834	0.6	M 1300	1.7	O 1344	1.7	To 1415	1.6
2325	2.0					1918	0.8	2025	0.7	2100	0.9
14 0612	0.5	29 0028	2.1	14 0029	2.0	29 0129	1.7	14 0229	1.7	29 0313	1.5
1201	1.7	0712	0.5	0718	0.5	0757	0.8	0906	0.8	0913	1.0
F 1809	0.7	L 1306	1.7	M 1309	1.8	Ti 1358	1.6	To 1504	1.7	F 1539	1.6
		1909	0.7	1929	0.7	2022	0.9	2153	0.7	2235	0.9
15 0007	2.0	30 0121	1.9	15 0127	1.9	30 0234	1.6	15 0401	1.7	30 0439	1.5
0657	0.5	0804	0.7	0818	0.6	0859	0.9	1029	0.8	1042	1.0
L 1250	1.7	S 1359	1.6	Ti 1413	1.7	O 1511	1.6	F 1630	1.8	L 1655	1.7
1857	0.7	2005	0.8	2038	0.8	2152	1.0	2316	0.6	2342	0.8
		31 0218	1.8			31 0351	1.5				
		0901	0.8			To 1629	1.6				
		M 1500	1.6			2320	0.9				
		2118	0.9								

12

Datum of Predictions = Chart Datum
Tidspunkterne er opgivet i færøsk normaltid (UT). Ved sommertid, skal tidspunkterne øges med 1 time.



EIDI



2017

UT

Oktober				November				December			
Tid	m	Tid	m	Tid	m	Tid	m	Tid	m	Tid	m
1	0544 1147 S 1753	16	0009 0628 M 1224 1825	1	0029 0636 O 1242 1835	16	0121 0726 To 1336 1928	1	0036 0639 F 1256 1842	16	0134 0735 L 1359 1945
2	0030 0633 M 1235 1836	17	0100 0713 Ti 1312 1911	2	0110 0713 To 1324 1915	17	0159 0757 F 1415 2004	2	0121 0721 L 1342 1930	17	0209 0807 S 1436 2021
3	0109 0711 Ti 1315 1914	18	0144 0749 O 1354 1950	3	0150 0748 F 1405 1954	18	0233 0826 L 1451 2037	3	0206 0802 S 1429 2017	18	0242 0839 M 1512 2055
4	0145 0745 O 1353 1948	19	0223 0821 To 1433 2026	4	0230 0824 L 1447 2035	19	0305 0856 S 1526 2111	4	0251 0843 M 1515 2106	19	0314 0912 Ti 1546 2131
5	0221 0818 To 1430 2023	20	0258 0850 F 1509 2100	5	0311 0902 S 1530 2118	20	0336 0927 M 1600 2145	5	0336 0926 Ti 1603 2156	20	0345 0945 O 1621 2207
6	0257 0851 F 1508 2059	21	0332 0919 L 1544 2133	6	0353 0941 M 1615 2203	21	0406 1000 Ti 1636 2221	6	0421 1011 O 1654 2249	21	0418 1018 To 1657 2244
7	0335 0925 L 1547 2136	22	0403 0950 S 1618 2207	7	0436 1024 Ti 1703 2254	22	0438 1034 O 1713 2300	7	0508 1059 To 1748 2346	22	0451 1053 F 1735 2324
8	0414 1002 S 1629 2218	23	0434 1022 M 1654 2243	8	0524 1110 O 1757 2352	23	0512 1112 To 1754 2343	8	0557 1152 F 1845	23	0528 1130 L 1816
9	0456 1041 M 1714 2303	24	0506 1057 Ti 1731 2322	9	0615 1204 To 1857	24	0549 1153 F 1841	9	0051 0651 L 1253 1951	24	0006 0608 S 1211 1902
10	0541 1126 Ti 1804 2357	25	0539 1136 O 1814	10	0102 0713 F 1309 2009	25	0036 0633 L 1243 1936	10	0203 0754 S 1403 2101	25	0057 0654 M 1300 1954
11	0632 1218 O 1904	26	0008 0618 To 1223 1906	11	0227 0824 L 1429 2130	26	0142 0728 S 1345 2041	11	0319 0906 M 1517 2214	26	0157 0751 Ti 1358 2054
12	0104 0733 To 1324 2019	27	0109 0706 F 1324 2014	12	0356 0945 S 1552 2245	27	0258 0838 M 1456 2150	12	0431 1024 Ti 1629 2318	27	0303 0900 O 1504 2200
13	0231 0848 F 1448 2145	28	0230 0812 L 1442 2137	13	0511 1100 M 1704 2348	28	0408 0957 Ti 1603 2253	13	0532 1133 O 1731	28	0411 1018 To 1612 2306
14	0408 1012 L 1615 2306	29	0356 0939 S 1600 2251	14	0608 1202 Ti 1802	29	0506 1107 O 1702 2347	14	0011 0621 To 1230 1824	29	0512 1130 F 1717
15	0529 1125 S 1728	30	0503 1057 M 1703 2345	15	0039 0651 O 1252 1849	30	0555 1205 To 1754	15	0056 0700 F 1318 1906	30	0004 0606 L 1230 1817
		31	0554 1154 Ti 1752							31	0058 0657 S 1325 1913

Datum of Predictions = Chart Datum
Tidspunkterne er opgivet i færøsk normaltid (UT). Ved sommertid, skal tidspunkterne øges med 1 time.



KIRKJUBØUR



2017

UT

Januar			Februar			Marts					
Tid	m	Tid	m	Tid	m	Tid	m	Tid	m		
1	0320 0755 S 1604 2012	16	0406 0836 M 1648 2100	1	0433 0857 O 1711 2120	16	0449 0928 To 1720 2148	1	0333 0754 O 1604 2014	16	0353 0819 To 1612 2035
2	0402 0836 M 1648 2054	17	0445 0921 Ti 1727 2145	2	0145 0942 To 1757 2209	17	0513 1006 F 1749 2229	2	0416 0834 To 1646 2057	17	0418 0851 F 1639 2108
3	0446 0919 Ti 1733 2142	18	0521 1006 O 1805 2234	3	0244 1032 F 1847 2305	18	0536 1045 L 1820 2322	3	0124 0918 F 1730 2143	18	0442 0921 L 1706 2142
4	0534 1007 O 1823 2235	19	0554 1058 To 1844 2332	4	0705 1133 L 1944	19	0608 1227 S 1857	4	0549 1006 L 1817 2237	19	0510 0948 S 1738 2221
5	0627 1103 To 1918 2339	20	0620 1209 F 1927	5	0014 0821 S 1254 2052	20	0106 0655 M 1458 1945	5	0645 1105 S 1911 2345	20	0548 1015 M 1815 2324
6	0730 1209 F 2020	21	0048 0642 L 1348 2022	6	0134 0954 M 1421 2209	21	0241 1114 Ti 1544 2119	6	0800 1233 M 2020	21	0637 1444 Ti 1900
7	0051 0848 L 1326 2128	22	0209 0743 S 1504 2148	7	0246 1113 Ti 1528 2318	22	0333 1152 O 1618 2312	7	0111 0945 Ti 1412 2150	22	0157 0804 O 1518 2004
8	0203 1012 S 1438 2235	23	0309 1127 M 1556 2259	8	0345 1212 O 1621	23	0414 1224 To 1646	8	0230 1104 O 1517 2305	23	0301 1114 To 1545 2231
9	0306 1122 M 1539 2334	24	0356 1211 Ti 1636 2347	9	0014 0436 To 1301 1707	24	0003 0451 F 1257 1715	9	0330 1159 To 1607	24	0345 1150 F 1613 2337
10	0400 1220 Ti 1631	25	0436 1247 O 1709	10	0103 0524 F 1345 1751	25	0048 0526 L 1330 1745	10	0002 0421 F 1245 1651	25	0422 1225 L 1644
11	0027 0451 O 1311 1720	26	0028 0512 To 1320 1739	11	0148 0608 L 1427 1832	26	0129 0601 S 1406 1819	11	0050 0506 L 1326 1732	26	0024 0459 S 1302 1718
12	0115 0538 To 1358 1805	27	0107 0548 F 1354 1809	12	0230 0650 S 1506 1912	27	0210 0637 M 1445 1855	12	0548 1404 S 1811	27	0109 0536 M 1339 1754
13	0200 0623 F 1442 1849	28	0147 0623 L 1430 1842	13	0309 0731 M 1542 1952	28	0251 0715 Ti 1524 1933	13	0212 0629 M 1440 1848	28	0151 0613 Ti 1418 1831
14	0244 0708 L 1525 1933	29	0227 0659 S 1507 1916	14	0346 0811 Ti 1617 2030			14	0249 0708 Ti 1514 1925	29	0233 0651 O 1458 1911
15	0326 0752 S 1607 2016	30	0308 0736 M 1546 1954	15	0420 0850 O 1650 2109			15	0323 0744 O 1545 2000	30	0315 0731 To 1539 1952
		31	0350 0816 Ti 1627 2036							31	0358 0812 F 1621 2035

14

Datum of Predictions = Chart Datum
Tidspunkterne er opgivet i færøsk normaltid (UT). Ved sommertid, skal tidspunkterne øges med 1 time.



KIRKJUBØUR



2017

UT

April				Maj				Juni			
Tid	m	Tid	m	Tid	m	Tid	m	Tid	m	Tid	m
1 0444 0857 L 1704 2122	0.2 1.2 0.2 1.2	16 0421 0848 S 1633 2110	0.4 0.9 0.4 1.1	1 0520 0931 M 1727 2159	0.3 1.0 0.3 1.2	16 0447 0901 Ti 1645 2133	0.4 0.8 0.4 1.1	1 0706 1128 To 1900 2356	0.3 0.8 0.4 1.1	16 0616 1030 F 1809 2303	0.4 0.9 0.4 1.0
2 0533 0945 S 1750 2215	0.3 1.0 0.3 1.1	17 0454 0917 M 1706 2150	0.4 0.8 0.4 1.0	2 0618 1034 Ti 1818 2306	0.3 0.9 0.4 1.1	17 0533 0945 O 1726 2226	0.4 0.8 0.4 1.0	2 0818 1247 F 2026	0.3 0.8 0.5	17 0714 1139 L 1911	0.4 0.9 0.4
3 0630 1047 M 1842 2323	0.4 0.9 0.9 1.1	18 0536 0952 Ti 1745 2245	0.4 0.8 0.4 0.9	3 0733 1200 O 1928	0.4 0.8 0.5	18 0628 1051 To 1816 2340	0.4 0.7 0.4 1.0	3 0112 0931 L 1355 2152	1.0 0.3 0.9 0.4	18 0014 0820 S 1256 2033	1.0 0.4 0.9 0.4
4 0748 1219 Ti 1953	0.4 0.8 0.4	19 0630 1059 O 1832	0.5 0.7 0.5	4 0027 0902 To 1327 2106	1.1 0.3 0.8 0.5	19 0741 1233 F 1924	0.4 0.8 0.5	4 0219 1031 S 1451 2258	1.0 0.3 0.9 0.4	19 0130 0929 M 1406 2158	1.0 0.3 1.0 0.4
5 0051 0930 O 1357 2131	1.0 0.4 0.8 0.4	20 0036 0759 To 1419 1936	0.9 0.5 0.7 0.5	5 0145 1015 F 1431 2225	1.1 0.3 0.9 0.4	20 0111 0906 L 1355 2109	1.0 0.4 0.8 0.4	5 0315 1120 M 1539 2350	1.0 0.3 1.0 0.3	20 0236 1032 Ti 1504 2308	1.0 0.3 1.1 0.3
6 0212 1045 To 1459 2249	1.1 0.3 0.9 0.4	21 0214 1010 F 1457 2148	1.0 0.4 0.8 0.5	6 0248 1109 L 1521 1918	1.1 0.2 1.0 0.6	21 0219 1016 S 1450 2233	1.0 0.3 0.9 0.4	6 0404 1203 Ti 1622	1.0 0.2 1.1	21 0332 1128 O 1556	1.1 0.2 1.2
7 0312 1138 F 1547 1943	1.1 0.2 1.0 0.6	22 0306 1105 L 1533 2306	1.0 0.3 0.9 0.4	7 0339 1154 S 1605 2006	1.1 0.2 1.0 0.6	22 0312 1110 M 1536 2333	1.1 0.2 1.1 0.3	7 0034 0448 O 1240 1702	0.3 1.1 0.2 1.1	22 0006 0423 To 1219 1644	0.2 1.1 0.1 1.3
8 0401 1222 L 1629 2024	1.2 0.1 1.1 0.6	23 0349 1148 S 1611 2359	1.1 0.2 1.0 0.3	8 0424 1233 M 1645	1.2 0.2 1.1	23 0359 1158 Ti 1621	1.2 0.2 1.2	8 0113 0527 To 1313 1739	0.3 1.0 0.3 1.2	23 0057 0510 F 1307 1730	0.2 1.2 0.1 1.4
9 0446 1302 S 1709 2115	1.2 0.1 1.1 0.6	24 0429 1230 M 1649	1.2 0.1 1.2	9 0054 0506 Ti 1309 1724	0.2 1.2 0.2 1.2	24 0024 0443 O 1243 1704	0.2 1.2 0.1 1.3	9 0148 0604 F 1344 1813	0.3 1.0 0.3 1.2	24 0145 0557 L 1353 1816	0.1 1.2 0.1 1.4
10 0527 1338 M 1747	1.3 0.1 1.2	25 0046 0509 Ti 1311 1728	0.2 1.3 0.1 1.3	10 0132 0545 O 1342 1800	0.2 1.2 0.2 1.2	25 0112 0527 To 1327 1748	0.2 1.2 0.1 1.4	10 0220 0637 L 1414 1848	0.3 1.0 0.3 1.2	25 0233 0642 S 1438 1902	0.1 1.2 0.1 1.4
11 0153 0606 Ti 1412 1824	0.2 1.3 0.1 1.2	26 0130 0548 O 1351 1809	0.1 1.3 0.0 1.3	11 0206 0621 To 1412 1834	0.2 1.1 0.2 1.2	26 0157 0611 F 1411 1831	0.1 1.2 0.1 1.4	11 0251 0708 S 1444 1921	0.3 1.0 0.3 1.2	26 0319 0728 M 1522 1948	0.1 1.1 0.2 1.4
12 0227 0643 O 1443 1859	0.2 1.2 0.2 1.2	27 0214 0630 To 1433 1850	0.1 1.3 0.0 1.4	12 0237 0655 F 1440 1907	0.3 1.1 0.3 1.2	27 0244 0655 L 1454 1916	0.1 1.2 0.1 1.4	12 0324 0739 M 1517 1957	0.3 0.9 0.3 1.2	27 0405 0814 Ti 1606 2035	0.1 1.1 0.2 1.4
13 0259 0718 To 1511 1932	0.2 1.2 0.2 1.2	28 0257 0711 F 1515 1933	0.1 1.3 0.1 1.4	13 0306 0726 L 1507 1939	0.3 1.0 0.3 1.2	28 0330 0740 S 1538 2002	0.1 1.2 0.2 1.4	13 0400 0812 Ti 1553 2035	0.3 0.9 0.3 1.2	28 0451 0902 O 1651 2124	0.2 1.0 0.3 1.3
14 0327 0750 F 1538 2004	0.3 1.1 0.3 1.2	29 0342 0754 L 1557 2017	0.1 1.2 0.1 1.4	14 0336 0756 S 1536 2013	0.3 1.0 0.3 1.2	29 0418 0828 M 1622 2051	0.2 1.1 0.2 1.3	14 0441 0851 O 1633 2118	0.3 0.9 0.4 1.2	29 0539 0953 To 1736 2217	0.2 1.0 0.4 1.2
15 0354 0819 L 1604 2036	0.3 1.0 0.3 1.1	30 0429 0840 S 1641 2105	0.2 1.1 0.2 1.3	15 0409 0827 M 1608 2050	0.4 0.9 0.4 1.1	30 0508 0919 Ti 1708 2144	0.2 1.0 0.3 1.2	15 0526 0936 To 1717 2206	0.4 0.9 0.4 1.1	30 0629 1050 F 1826 2318	0.3 0.9 0.4 1.1
						31 0603 1018 O 1758 2244	0.3 0.9 0.4 1.1				

Datum of Predictions = Chart Datum

Tidspunkterne er opgivet i færøsk normaltid (UT). Ved sommertid, skal tidspunkterne øges med 1 time.

15



KIRKJUBØUR



2017

UT

Juli			August			September											
Tid	m	Tid	m	Tid	m	Tid	m	Tid	m								
1	0724	0.3	16	0645	0.3	1	0109	0.8	16	0006	0.9	1	0332	0.8	16	0249	0.9
	1157	0.9		1102	1.0		0800	0.5		0810	0.4		0818	0.5		1031	0.4
L	1930	0.5	S	1852	0.4	Ti	1338	0.9	O	1252	1.0	F	1521	0.9	L	1503	1.1
				2330	1.0		2143	0.5		2106	0.4		2352	0.4		2333	0.2
2	0030	1.0	17	0742	0.3	2	0242	0.8	17	0141	0.9	2	0409	0.8	17	0343	0.9
	0829	0.4		1209	0.9		0924	0.5		0927	0.4		1108	0.5		1135	0.3
S	1311	0.9	M	2001	0.4	O	1449	0.9	To	1414	1.0	L	1603	1.0	S	1557	1.2
	2100	0.5					2320	0.5		2239	0.4						
3	0148	0.9	18	0043	1.0	3	0341	0.8	18	0300	0.9	3	0021	0.3	18	0021	0.1
	0938	0.4		0847	0.3		1051	0.5		1045	0.3		0439	0.9		0428	1.0
M	1418	0.9	Ti	1326	1.0	To	1542	1.0	F	1519	1.1	S	1156	0.4	M	1227	0.2
	2228	0.5		2128	0.4					2345	0.3		1640	1.1		1644	1.3
4	0254	0.9	19	0203	1.0	4	0008	0.4	19	0357	1.0	4	0049	0.3	19	0104	0.1
	1040	0.4		0957	0.3		0426	0.9		1148	0.3		0507	0.9		0510	1.1
Ti	1514	1.0	O	1436	1.0	F	1142	0.4	L	1613	1.2	M	1236	0.3	Ti	0916	0.6
	2330	0.4		2250	0.4		1625	1.0					1715	1.2		1727	1.4
5	0349	0.9	20	0312	1.0	5	0044	0.3	20	0037	0.2	5	0119	0.2	20	0144	0.0
	1130	0.4		1103	0.3		0502	0.9		0445	1.0		0535	1.0		0550	1.2
O	1601	1.0	To	1536	1.1	L	1222	0.4	S	1240	0.2	Ti	1314	0.2	O	1004	0.5
				2354	0.3		1703	1.1		1701	1.3		1748	1.3		1809	1.4
6	0018	0.4	21	0409	1.0	6	0115	0.3	21	0123	0.1	6	0151	0.2	21	0221	0.1
	0435	0.9		1200	0.2		0533	0.9		0530	1.1		0605	1.1		0629	1.2
To	1211	0.3	F	1628	1.2	S	1258	0.3	M	1327	0.2	O	1353	0.2	To	1433	0.1
	1642	1.1					1738	1.2		1746	1.4		1822	1.3		1849	1.3
7	0058	0.3	22	0048	0.2	7	0146	0.2	22	0206	0.0	7	0227	0.1	22	0257	0.1
	0515	1.0		0458	1.1		0602	1.0		0612	1.2		0638	1.2		0707	1.2
F	1247	0.3	L	1252	0.2	M	1334	0.3	Ti	1410	0.1	To	1432	0.2	F	1509	0.2
	1721	1.1		1716	1.3		1812	1.2		1830	1.4		1857	1.3		1927	1.3
8	0133	0.3	23	0136	0.1	8	0218	0.2	23	0245	0.0	8	0303	0.1	23	0330	0.2
	0550	1.0		0545	1.1		0631	1.0		0652	1.2		0714	1.2		0745	1.2
L	1320	0.3	S	1339	0.1	Ti	1411	0.2	O	1451	0.1	F	1512	0.2	L	1543	0.2
	1756	1.2		1803	1.4		1846	1.3		1912	1.4		1934	1.3		2004	1.2
9	0205	0.3	24	0221	0.1	9	0252	0.2	24	0324	0.1	9	0342	0.1	24	0400	0.2
	0621	1.0		0629	1.1		0703	1.1		0733	1.2		0752	1.3		0821	1.2
S	1353	0.3	M	1424	0.1	O	1450	0.2	To	1530	0.2	L	1554	0.2	S	1612	0.3
	1830	1.2		1848	1.4		1921	1.3		1952	1.3		2012	1.3		2039	1.1
10	0237	0.3	25	0305	0.1	10	0328	0.2	25	0400	0.1	10	0422	0.2	25	0427	0.3
	0651	1.0		0712	1.2		0737	1.1		0812	1.2		0833	1.2		0856	1.1
M	1427	0.3	Ti	1508	0.2	To	1530	0.2	F	1607	0.2	S	1308	0.5	M	1638	0.4
	1905	1.3		1932	1.4		1957	1.3		2033	1.3		2053	1.2		2112	1.0
11	0312	0.3	26	0348	0.1	11	0406	0.2	26	0435	0.2	11	0504	0.2	26	0454	0.4
	0723	1.0		0755	1.1		0815	1.1		0851	1.1		0918	1.2		0932	1.0
Ti	1503	0.3	O	1550	0.2	F	1611	0.2	L	1642	0.3	M	1723	0.3	Ti	1701	0.4
	1941	1.3		2015	1.4		2036	1.3		2112	1.1		2137	1.1		2142	0.9
12	0348	0.3	27	0429	0.1	12	0447	0.2	27	0507	0.3	12	0549	0.3	27	0521	0.4
	0757	1.0		0839	1.1		0856	1.1		0931	1.1		1007	1.1		1010	1.0
O	1542	0.3	To	1630	0.3	L	1327	0.5	S	1711	0.4	Ti	1814	0.4	O	1731	0.5
	2018	1.3		2100	1.3		2117	1.2		2151	1.0		2230	1.0		2210	0.7
13	0427	0.3	28	0509	0.2	13	0530	0.2	28	0537	0.4	13	0639	0.3	28	0553	0.5
	0835	1.0		0923	1.1		0941	1.1		1013	1.0		1106	1.1		1106	0.9
To	1624	0.3	F	1710	0.3	S	1414	0.5	M	1734	0.4	O	1918	0.4	To	1814	0.5
	2058	1.2		2145	1.2		2202	1.1		2233	0.9		2342	0.9			
14	0509	0.3	29	0548	0.3	14	0617	0.3	29	0606	0.4	14	0739	0.4	29	0224	0.7
	0918	1.0		1010	1.0		1032	1.1		1103	0.9		1227	1.0		0633	0.5
F	1709	0.3	L	1748	0.4	M	1832	0.4	Ti	1756	0.5	To	2054	0.4	F	1338	0.9
	2142	1.2		2234	1.0		2255	1.0		2348	0.8					1918	0.5
15	0555	0.3	30	0628	0.4	15	0708	0.3	30	0637	0.5	15	0129	0.8	30	0309	0.7
	1006	1.0		1103	0.9		1134	1.0		1234	0.8		0903	0.4		0723	0.5
L	1757	0.4	S	1824	0.5	Ti	1936	0.4	O	1833	0.5	F	1355	1.0	L	1449	0.9
	2231	1.1		2336	0.9								2230	0.3		2315	0.4
			31	0710	0.4				31	0238	0.7						
				1212	0.9					0717	0.5						
			M	1857	0.5					To	1423	0.9					
											1933	0.6					

16

Datum of Predictions = Chart Datum
Tidspunkterne er opgivet i færøsk normaltid (UT). Ved sommertid, skal tidspunkterne øges med 1 time.



KLAKSVIK



2017

UT

Januar			Februar			Marts					
Tid	m	Tid	m	Tid	m	Tid	m	Tid	m		
1 0503	0.4	16 0632	0.4	1 0558	0.4	16 0018	1.0	1 0507	0.3	16 0609	0.4
1041	1.3	1146	1.3	1136	1.3	0703	0.5	1030	1.4	1119	1.2
S 1821	0.3	M 1923	0.2	O 1931	0.2	To 1231	1.2	O 1822	0.2	To 1846	0.3
2324	1.0					2000	0.4	2309	1.2	2338	1.1
2 0537	0.4	17 0028	1.0	2 0023	1.1	17 0101	1.0	2 0549	0.3	17 0632	0.4
1118	1.3	0706	0.5	0648	0.4	0735	0.5	1112	1.4	1153	1.1
M 1906	0.3	Ti 1228	1.3	To 1222	1.3	F 1318	1.1	To 1906	0.2	F 1914	0.4
		2005	0.3	2021	0.3	2034	0.4	2353	1.2		
3 0008	1.0	18 0106	1.0	3 0117	1.1	18 0155	1.0	3 0640	0.4	18 0016	1.1
0618	0.5	0738	0.5	0751	0.4	0823	0.5	1200	1.3	0706	0.5
Ti 1200	1.3	O 1315	1.2	F 1318	1.2	L 1422	1.0	F 1954	0.3	L 1235	1.1
1954	0.3	2045	0.4	2114	0.3	2114	0.5			1946	0.5
4 0100	1.0	19 0153	1.0	4 0225	1.0	19 0301	1.0	4 0043	1.1	19 0104	1.0
0709	0.5	0815	0.5	0900	0.4	0921	0.6	0742	0.4	0754	0.5
O 1249	1.2	To 1407	1.1	L 1430	1.2	S 1539	1.0	L 1258	1.2	S 1342	1.0
2047	0.3	2126	0.4	2211	0.4	2201	0.5	2046	0.3	2027	0.5
5 0203	1.0	20 0248	0.9	5 0341	1.0	20 0408	1.0	5 0147	1.1	20 0213	1.0
0812	0.5	0903	0.6	1012	0.4	1026	0.6	0848	0.4	0853	0.5
To 1347	1.2	F 1509	1.1	S 1602	1.1	M 1651	0.9	S 1421	1.1	M 1510	0.9
2142	0.3	2209	0.5	2314	0.4	2254	0.6	2142	0.4	2115	0.6
6 0313	1.0	21 0348	1.0	6 0451	1.1	21 0511	1.0	6 0309	1.1	21 0328	1.0
0921	0.5	1000	0.6	1127	0.4	1140	0.6	0958	0.4	0957	0.6
F 1457	1.2	L 1613	1.0	M 1728	1.1	Ti 1758	0.9	M 1602	1.1	Ti 1625	0.9
2242	0.3	2257	0.5			2352	0.6	2245	0.5	2210	0.6
7 0420	1.0	22 0448	1.0	7 0023	0.4	22 0609	1.0	7 0424	1.1	22 0435	1.0
1032	0.5	1106	0.6	0556	1.1	1320	0.5	1118	0.4	1111	0.5
L 1615	1.2	S 1718	1.0	Ti 1251	0.3	O 1902	1.0	Ti 1730	1.0	O 1733	0.9
2345	0.3	2350	0.5	1850	1.1					2309	0.6
8 0522	1.0	23 0547	1.0	8 0133	0.4	23 0055	0.6	8 0000	0.5	23 0534	1.0
1145	0.5	1224	0.6	0657	1.2	0700	1.1	0535	1.1	1246	0.5
S 1730	1.2	M 1822	1.0	O 1409	0.3	To 1427	0.4	O 1249	0.3	To 1836	0.9
				2005	1.1	1954	1.0	1856	1.1		
9 0049	0.3	24 0047	0.5	9 0235	0.4	24 0157	0.5	9 0119	0.5	24 0015	0.6
0620	1.1	0641	1.0	0755	1.3	0742	1.1	0642	1.2	0627	1.1
M 1302	0.4	Ti 1348	0.5	To 1511	0.2	F 1510	0.4	To 1403	0.2	F 1357	0.4
1844	1.2	1921	1.0	2103	1.1	2033	1.0	2004	1.1	1927	1.0
10 0151	0.3	25 0142	0.5	10 0327	0.4	25 0245	0.5	10 0222	0.4	25 0124	0.5
0715	1.2	0729	1.1	0847	1.3	0817	1.2	0745	1.3	0709	1.1
Ti 1412	0.3	O 1445	0.4	F 1603	0.1	L 1548	0.3	F 1500	0.2	L 1441	0.3
1954	1.2	2012	1.0	2151	1.1	2103	1.1	2054	1.1	2005	1.0
11 0248	0.3	26 0229	0.5	11 0414	0.3	26 0324	0.4	11 0312	0.4	26 0221	0.5
0806	1.2	0809	1.1	0933	1.4	0847	1.3	0837	1.3	0744	1.2
O 1515	0.2	To 1528	0.4	L 1651	0.1	S 1624	0.2	L 1548	0.1	S 1520	0.3
2100	1.2	2053	1.0	2229	1.1	2130	1.1	2133	1.1	2034	1.1
12 0339	0.3	27 0308	0.5	12 0456	0.3	27 0359	0.4	12 0357	0.3	27 0303	0.4
0854	1.3	0844	1.2	1012	1.4	0918	1.3	0921	1.3	0816	1.3
To 1611	0.1	F 1607	0.3	S 1736	0.1	M 1702	0.2	S 1631	0.1	M 1557	0.2
2155	1.2	2127	1.0	2257	1.1	2158	1.1	2202	1.1	2101	1.2
13 0427	0.3	28 0342	0.4	13 0535	0.4	28 0432	0.4	13 0436	0.3	28 0342	0.4
0939	1.3	0914	1.2	1046	1.3	0952	1.4	0954	1.3	0851	1.3
F 1703	0.1	L 1645	0.3	M 1816	0.2	Ti 1741	0.2	M 1711	0.2	Ti 1636	0.2
2242	1.1	2155	1.1	2317	1.1	2231	1.2	2219	1.1	2132	1.2
14 0512	0.3	29 0414	0.4	14 0609	0.4	14 0512	0.3	14 0512	0.3	29 0420	0.3
1023	1.4	0944	1.3	1119	1.3	1021	1.3	1021	1.3	0929	1.4
L 1752	0.1	S 1724	0.3	Ti 1854	0.2	Ti 1746	0.2	O 1716	0.2	O 1716	0.2
2323	1.1	2225	1.1	2343	1.1	2237	1.1	2206	1.2	2206	1.2
15 0554	0.4	30 0445	0.4	15 0638	0.4	15 0543	0.4	15 0543	0.4	30 0500	0.3
1105	1.3	1017	1.3	1153	1.2	1048	1.3	1048	1.3	To 1010	1.4
S 1839	0.2	M 1803	0.2	O 1927	0.3	O 1818	0.3	O 1818	0.3	To 1758	0.2
2357	1.0	2258	1.1			2305	1.1	2305	1.1	2245	1.2
		31 0518	0.4							31 0546	0.3
		1054	1.3							1055	1.4
		Ti 1845	0.2							F 1842	0.2
		2338	1.1							2328	1.2

18

Datum of Predictions = Chart Datum
Tidspunkterne er opgivet i færøsk normaltid (UT). Ved sommertid, skal tidspunkterne øges med 1 time.



KLAKSVIK



2017

UT

Juli			August				September											
Tid	m	Tid	m	Tid	m	Tid	m	Tid	m	Tid	m							
1	0230	1.2	16	0114	1.2	1	0351	1.0	16	0312	1.1	1	0537	0.9	16	0004	0.3	
	0958	0.4		0913	0.3		1038	0.5		1036	0.4		1127	0.6		0615	1.0	
	L	1521	0.9	S	1433	1.0	Ti	1622	1.0	O	1613	1.0	F	1747	1.0	L	1238	0.5
	2138	0.6		2044	0.5		2246	0.6		2247	0.4						1806	1.2
2	0332	1.1	17	0216	1.2	2	0457	1.0	17	0447	1.1	2	0114	0.5	17	0129	0.2	
	1053	0.4		1009	0.4		1128	0.5		1142	0.4		0645	0.9		0732	1.1	
	S	1615	0.9	M	1542	1.0	O	1723	1.0	To	1721	1.1	L	1233	0.6	S	1351	0.5
	2240	0.6		2154	0.5								1842	1.1		1911	1.3	
3	0433	1.1	18	0333	1.1	3	0004	0.6	18	0008	0.4	3	0221	0.4	18	0233	0.2	
	1148	0.4		1108	0.4		0602	1.0		0610	1.1		0742	1.0		0828	1.1	
	M	1709	1.0	Ti	1648	1.0	To	1226	0.5	F	1254	0.4	S	1344	0.6	M	1446	0.4
	2355	0.6		2306	0.5		1820	1.0		1824	1.1		1929	1.1		2009	1.3	
4	0534	1.0	19	0453	1.1	4	0142	0.5	19	0133	0.3	4	0302	0.4	19	0324	0.1	
	1242	0.4		1211	0.4		0705	1.0		0729	1.1		0825	1.0		0912	1.1	
	Ti	1803	1.0	O	1748	1.1	F	1327	0.5	L	1403	0.4	M	1436	0.5	Ti	1533	0.3
							1912	1.1		1924	1.2		2006	1.2		2058	1.4	
5	0111	0.5	20	0021	0.4	5	0240	0.5	20	0242	0.2	5	0338	0.3	20	0409	0.1	
	0633	1.0		0607	1.1		0800	1.0		0835	1.1		0857	1.0		0947	1.1	
	O	1333	0.4	To	1315	0.4	L	1419	0.5	S	1501	0.4	Ti	1513	0.5	O	1616	0.3
	1854	1.1		1844	1.1		1956	1.1		2018	1.3		2037	1.2		2139	1.4	
6	0209	0.5	21	0137	0.3	6	0323	0.4	21	0338	0.1	6	0412	0.3	21	0451	0.1	
	0727	1.0		0718	1.2		0845	1.0		0927	1.1		0922	1.1		1011	1.1	
	To	1417	0.4	F	1417	0.3	S	1500	0.5	M	1551	0.3	O	1546	0.4	To	1655	0.3
	1939	1.1		1936	1.2		2034	1.2		2108	1.4		2106	1.3		2212	1.3	
7	0257	0.4	22	0245	0.2	7	0400	0.3	22	0428	0.1	7	0446	0.2	22	0530	0.2	
	0815	1.0		0827	1.2		0920	1.0		1009	1.1		0946	1.1		1027	1.1	
	F	1454	0.4	L	1512	0.3	M	1533	0.5	Ti	1635	0.3	To	1616	0.4	F	1731	0.3
	2019	1.1		2027	1.3		2106	1.2		2151	1.4		2136	1.3		2240	1.3	
8	0337	0.4	23	0344	0.1	8	0436	0.3	23	0514	0.1	8	0522	0.2	23	0604	0.2	
	0857	1.0		0927	1.2		0950	1.1		1043	1.1		1014	1.2		1051	1.1	
	L	1527	0.4	S	1603	0.3	Ti	1603	0.4	O	1716	0.3	F	1647	0.4	L	1803	0.4
	2056	1.2		2114	1.3		2135	1.3		2230	1.4		2210	1.4		2309	1.2	
9	0414	0.4	24	0438	0.1	9	0511	0.3	24	0557	0.1	9	0600	0.2	24	0636	0.3	
	0935	1.0		1018	1.2		1017	1.1		1107	1.1		1047	1.2		1122	1.1	
	S	1556	0.4	M	1649	0.3	O	1632	0.4	To	1754	0.3	L	1723	0.3	S	1830	0.4
	2129	1.2		2200	1.4		2205	1.3		2306	1.3		2249	1.4		2342	1.1	
10	0451	0.3	25	0529	0.1	10	0548	0.3	25	0637	0.2	10	0640	0.2	25	0703	0.4	
	1010	1.0		1103	1.1		1045	1.1		1130	1.1		1126	1.2		1200	1.1	
	M	1624	0.4	Ti	1733	0.4	To	1701	0.4	F	1829	0.4	S	1808	0.4	M	1900	0.5
	2200	1.2		2244	1.4		2237	1.3		2340	1.3		2333	1.3				
11	0529	0.3	26	0617	0.1	11	0626	0.3	26	0714	0.3	11	0724	0.3	26	0023	1.1	
	1042	1.0		1141	1.1		1118	1.1		1200	1.1		1210	1.1		0731	0.5	
	Ti	1651	0.4	O	1815	0.4	F	1735	0.4	L	1900	0.4	M	1906	0.4	Ti	1244	1.1
	2231	1.3		2327	1.4		2314	1.3								1942	0.5	
12	0608	0.3	27	0703	0.2	12	0707	0.3	27	0017	1.2	12	0024	1.2	27	0122	1.0	
	1115	1.0		1214	1.0		1157	1.1		0748	0.4		0813	0.3		0806	0.5	
	O	1721	0.4	To	1854	0.4	L	1818	0.4	S	1239	1.0	Ti	1305	1.1	O	1346	1.0
	2305	1.3					2356	1.3		1930	0.5		2012	0.4		2035	0.5	
13	0649	0.3	28	0010	1.3	13	0752	0.3	28	0100	1.1	13	0130	1.2	28	0245	0.9	
	1151	1.0		0747	0.2		1242	1.1		0821	0.4		0907	0.4		0851	0.6	
	To	1757	0.5	F	1248	1.0	S	1913	0.4	M	1329	1.0	O	1420	1.1	To	1501	1.0
	2342	1.3		1930	0.5					2011	0.5		2122	0.4		2136	0.5	
14	0734	0.3	29	0055	1.2	14	0044	1.2	29	0200	1.0	14	0315	1.1	29	0401	0.9	
	1235	1.0		0830	0.3		0842	0.3		0856	0.5		1007	0.5		0944	0.6	
	F	1840	0.5	L	1330	1.0	M	1340	1.0	Ti	1433	1.0	To	1545	1.1	F	1609	1.0
				2007	0.5		2022	0.5		2103	0.6		2236	0.4		2248	0.5	
15	0024	1.2	30	0146	1.1	15	0145	1.2	30	0314	1.0	15	0448	1.0	30	0512	0.9	
	0821	0.3		0911	0.4		0936	0.4		0939	0.5		1116	0.5		1043	0.6	
	L	1327	1.0	S	1422	1.0	Ti	1455	1.0	O	1541	1.0	F	1658	1.1	L	1712	1.0
	1936	0.5		2051	0.5		2133	0.5		2205	0.6							
			31	0245	1.1				31	0427	0.9							
				0952	0.5					1030	0.6							
				M	1521	1.0				To	1646	1.0						
				2144	0.6					2317	0.6							

20

Datum of Predictions = Chart Datum
 Tidspunkterne er opgivet i færøsk normaltid (UT). Ved sommertid, skal tidspunkterne øges med 1 time.



LEIRVÍK



2017

UT

Januar				Februar				Marts			
Tid	m	Tid	m	Tid	m	Tid	m	Tid	m	Tid	m
1	0525 0.4 1100 1.5 S 1811 0.3 2339 1.2	16	0003 1.3 0606 0.3 M 1203 1.5 1847 0.2	1	0003 1.3 0627 0.4 O 1209 1.5 1914 0.2	16	0045 1.2 0703 0.5 To 1243 1.4 1943 0.4	1	0527 0.3 1113 1.6 O 1804 0.2 2342 1.4	16	0555 0.4 1139 1.4 To 1826 0.3
2	0603 0.4 1139 1.5 M 1854 0.3	17	0045 1.2 0650 0.4 Ti 1242 1.5 1933 0.2	2	0045 1.3 0714 0.4 To 1255 1.5 2002 0.3	17	0117 1.1 0747 0.5 F 1318 1.3 2030 0.5	2	0609 0.3 1153 1.6 To 1847 0.2	17	0000 1.2 0633 0.4 F 1205 1.3 1904 0.4
3	0021 1.2 0645 0.5 Ti 1223 1.5 1941 0.3	18	0129 1.2 0736 0.5 O 1321 1.4 2022 0.3	3	0134 1.2 0807 0.4 F 1347 1.4 2056 0.4	18	0151 1.1 0838 0.6 L 1400 1.2 2121 0.6	3	0022 1.4 0655 0.3 F 1238 1.5 1934 0.3	18	0021 1.2 0714 0.5 L 1235 1.3 1945 0.5
4	0109 1.2 0735 0.5 O 1312 1.5 2032 0.3	19	0214 1.1 0826 0.6 To 1404 1.3 2115 0.4	4	0229 1.2 0909 0.5 L 1447 1.3 2156 0.4	19	0236 1.0 0938 0.6 S 1454 1.1 2222 0.6	4	0107 1.3 0748 0.4 L 1329 1.4 2027 0.4	19	0049 1.2 0801 0.5 S 1315 1.2 2032 0.6
5	0203 1.2 0831 0.5 To 1409 1.4 2127 0.3	20	0306 1.1 0921 0.6 F 1454 1.2 2212 0.5	5	0334 1.2 1018 0.5 S 1557 1.3 2303 0.4	20	0335 1.0 1051 0.6 M 1608 1.1 2330 0.6	5	0200 1.3 0849 0.4 S 1430 1.3 2128 0.5	20	0130 1.1 0900 0.6 M 1409 1.1 2130 0.7
6	0303 1.1 0935 0.5 F 1511 1.4 2227 0.4	21	0415 1.0 1025 0.7 L 1554 1.2 2315 0.5	6	0455 1.2 1134 0.5 M 1730 1.2	21	0514 1.0 1207 0.6 Ti 1857 1.1	6	0304 1.2 1000 0.5 M 1547 1.2 2238 0.5	21	0227 1.1 1011 0.6 Ti 1522 1.0 2239 0.7
7	0412 1.2 1044 0.5 L 1620 1.3 2331 0.3	22	0614 1.0 1136 0.6 S 1734 1.1	7	0012 0.4 0632 1.3 Ti 1247 0.4 1910 1.3	22	0034 0.6 0709 1.1 O 1311 0.5 1953 1.1	7	0427 1.2 1118 0.4 Ti 1743 1.2 2351 0.5	22	0341 1.1 1127 0.6 O 1815 1.0 2350 0.7
8	0532 1.2 1155 0.5 S 1739 1.3	23	0017 0.5 0716 1.1 M 1245 0.6 1919 1.1	8	0114 0.4 0740 1.3 O 1349 0.3 2014 1.3	23	0127 0.5 0751 1.2 To 1402 0.4 2031 1.2	8	0615 1.2 1232 0.4 O 1916 1.2	23	0515 1.1 1236 0.5 To 1924 1.1
9	0033 0.3 0651 1.3 M 1303 0.4 1905 1.3	24	0112 0.5 0756 1.2 Ti 1341 0.5 2011 1.2	9	0209 0.3 0830 1.4 To 1442 0.2 2104 1.4	24	0212 0.5 0825 1.3 F 1445 0.3 2103 1.2	9	0057 0.5 0726 1.3 To 1334 0.3 2012 1.3	24	0051 0.6 0653 1.2 F 1330 0.4 2003 1.2
10	0131 0.3 0751 1.4 Ti 1402 0.3 2012 1.4	25	0158 0.5 0828 1.2 O 1429 0.4 2050 1.2	10	0257 0.3 0914 1.5 F 1529 0.1 2148 1.4	25	0253 0.4 0857 1.4 L 1526 0.2 2134 1.3	10	0153 0.4 0816 1.4 F 1426 0.2 2057 1.4	25	0141 0.5 0744 1.3 L 1415 0.3 2036 1.3
11	0223 0.2 0840 1.5 O 1455 0.2 2106 1.4	26	0240 0.4 0857 1.3 To 1511 0.3 2124 1.2	11	0341 0.3 0953 1.6 L 1614 0.1 2227 1.4	26	0331 0.3 0928 1.5 S 1605 0.2 2204 1.3	11	0240 0.3 0859 1.5 L 1511 0.1 2136 1.4	26	0224 0.4 0824 1.5 S 1457 0.2 2107 1.3
12	0311 0.2 0924 1.5 To 1544 0.1 2154 1.4	27	0318 0.4 0923 1.4 F 1551 0.3 2154 1.2	12	0422 0.3 1030 1.6 S 1656 0.1 2305 1.4	27	0409 0.3 1001 1.6 M 1644 0.1 2235 1.4	12	0323 0.3 0936 1.5 S 1553 0.1 2212 1.4	27	0306 0.3 0902 1.5 M 1537 0.1 2139 1.4
13	0357 0.2 1006 1.6 F 1630 0.1 2239 1.4	28	0354 0.4 0950 1.5 L 1630 0.2 2224 1.3	13	0503 0.3 1105 1.6 M 1737 0.1 2340 1.3	28	0448 0.3 1036 1.6 Ti 1723 0.1 2307 1.4	13	0403 0.3 1011 1.5 M 1633 0.1 2244 1.4	28	0346 0.2 0939 1.6 Ti 1617 0.1 2211 1.5
14	0440 0.2 1046 1.6 L 1716 0.1 2321 1.4	29	0430 0.4 1018 1.5 S 1709 0.2 2254 1.3	14	0542 0.3 1139 1.5 Ti 1818 0.2			14	0441 0.3 1043 1.5 Ti 1711 0.2 2314 1.3	29	0427 0.2 1016 1.6 O 1657 0.1 2245 1.5
15	0524 0.3 1124 1.6 S 1801 0.1	30	0507 0.3 1051 1.6 M 1748 0.2 2327 1.3	15	0014 1.3 0622 0.4 O 1211 1.5 1900 0.3			15	0518 0.3 1112 1.5 O 1748 0.2 2339 1.3	30	0508 0.2 1056 1.6 To 1738 0.1 2321 1.5
		31	0545 0.3 1128 1.6 Ti 1830 0.2							31	0552 0.2 1138 1.5 F 1821 0.2

22

Datum of Predictions = Chart Datum
Tidspunkterne er opgivet i færøsk normaltid (UT). Ved sommertid, skal tidspunkterne øges med 1 time.



LEIRVÍK



2017

UT

Juli			August			September					
Tid	m	Tid	m	Tid	m	Tid	m	Tid	m		
1 0228	1.4	16 0137	1.4	1 0336	1.2	16 0318	1.3	1 0657	1.1	16 0640	1.2
L 0930	0.3	S 0857	0.4	Ti 1050	0.5	O 1026	0.5	F 1218	0.6	L 1226	0.5
L 1548	1.1	S 1426	1.1	Ti 1734	1.0	O 1603	1.2	F 1904	1.1	L 1848	1.3
2140	0.6	2100	0.5	2312	0.6	2257	0.5				
2 0327	1.3	17 0236	1.4	2 0514	1.1	17 0439	1.2	2 0056	0.5	17 0106	0.3
S 1032	0.4	M 0954	0.4	O 1156	0.5	To 1136	0.5	L 0751	1.1	S 0746	1.3
S 1724	1.1	M 1529	1.1	O 1901	1.1	To 1735	1.2	L 1315	0.6	S 1326	0.4
2246	0.6	2206	0.5					1946	1.2	1948	1.4
3 0442	1.2	18 0341	1.3	3 0024	0.6	18 0014	0.4	3 0148	0.4	18 0200	0.2
M 1136	0.4	O 1057	0.4	To 0711	1.1	F 0628	1.2	S 0829	1.2	M 0834	1.4
M 1843	1.1	Ti 1640	1.2	To 1256	0.5	F 1244	0.4	S 1400	0.5	M 1416	0.4
2355	0.6	2319	0.5	1948	1.2	1904	1.3	2019	1.3	2034	1.5
4 0617	1.2	19 0454	1.3	4 0126	0.5	19 0121	0.3	4 0233	0.3	19 0248	0.1
M 1235	0.4	O 1202	0.4	O 0806	1.2	L 0747	1.3	M 0900	1.2	O 0915	1.4
Ti 1935	1.2	O 1804	1.2	F 1346	0.5	L 1342	0.4	M 1440	0.5	Ti 1501	0.3
				2023	1.2	2003	1.4	2048	1.4	2115	1.5
5 0058	0.6	20 0031	0.4	5 0216	0.4	20 0217	0.2	5 0312	0.2	20 0332	0.1
O 0728	1.2	To 0623	1.3	O 0848	1.2	O 0841	1.4	O 0927	1.3	O 0952	1.4
O 1327	0.4	To 1303	0.3	L 1429	0.5	S 1433	0.3	Ti 1518	0.4	O 1543	0.3
2015	1.2	1918	1.3	2053	1.3	2050	1.5	2117	1.5	2152	1.6
6 0152	0.5	21 0135	0.3	6 0259	0.4	21 0306	0.1	6 0350	0.2	21 0412	0.1
O 0818	1.2	O 0743	1.3	O 0921	1.2	O 0927	1.4	O 0954	1.3	To 1027	1.4
To 1412	0.4	F 1358	0.3	S 1507	0.4	M 1519	0.3	O 1554	0.3	To 1623	0.3
2049	1.3	2015	1.4	2119	1.4	2132	1.6	2146	1.5	2227	1.6
7 0239	0.4	22 0231	0.2	7 0339	0.3	22 0352	0.1	7 0427	0.2	22 0452	0.1
O 0900	1.2	O 0842	1.4	O 0951	1.2	To 1007	1.4	To 1020	1.3	To 1058	1.4
F 1453	0.4	L 1448	0.2	M 1543	0.4	Ti 1602	0.2	To 1630	0.3	F 1701	0.3
2118	1.3	2102	1.5	M 2143	1.4	2211	1.6	2217	1.6	2259	1.5
8 0321	0.4	23 0321	0.2	8 0417	0.2	23 0436	0.1	8 0504	0.1	23 0530	0.2
O 0935	1.2	O 0933	1.4	O 1018	1.2	O 1046	1.4	O 1048	1.4	O 1127	1.3
L 1530	0.4	S 1535	0.2	Ti 1618	0.4	O 1643	0.2	F 1707	0.3	L 1740	0.3
2142	1.3	2145	1.6	2208	1.5	2248	1.6	2251	1.6	2330	1.5
9 0400	0.3	24 0409	0.1	9 0454	0.2	24 0517	0.1	9 0542	0.2	24 0609	0.3
S 1006	1.2	M 1018	1.4	O 1043	1.3	To 1122	1.4	1119	1.4	S 1153	1.3
S 1605	0.4	M 1620	0.2	O 1651	0.4	To 1724	0.3	L 1746	0.3	S 1819	0.4
2203	1.4	2226	1.6	2236	1.5	2323	1.6	2328	1.6	2359	1.4
10 0439	0.3	25 0455	0.1	10 0531	0.2	25 0559	0.1	10 0622	0.2	25 0648	0.4
M 1033	1.2	To 1102	1.4	To 1110	1.3	F 1157	1.3	S 1155	1.4	M 1216	1.2
M 1639	0.4	Ti 1703	0.2	To 1727	0.4	F 1804	0.3	S 1830	0.3	M 1901	0.4
2222	1.4	2306	1.6	2308	1.6	2357	1.5				
11 0517	0.3	26 0540	0.1	11 0609	0.2	26 0641	0.2	11 0010	1.5	26 0030	1.3
Ti 1057	1.2	O 1144	1.4	O 1141	1.3	L 1231	1.3	M 0706	0.3	To 0729	0.5
2248	1.5	O 1746	0.3	F 1805	0.4	L 1846	0.4	M 1236	1.3	Ti 1242	1.2
		2345	1.6	2345	1.5			1920	0.4	1948	0.5
12 0555	0.3	27 0625	0.1	12 0650	0.2	27 0032	1.4	12 0058	1.4	27 0107	1.2
O 1125	1.2	To 1226	1.3	L 1218	1.3	S 0724	0.3	O 0756	0.4	O 0815	0.6
O 1746	0.5	To 1830	0.3	L 1848	0.4	S 1304	1.2	Ti 1325	1.3	O 1318	1.1
2320	1.5					1930	0.5	2018	0.4	2044	0.6
13 0635	0.3	28 0025	1.5	13 0027	1.5	28 0109	1.3	13 0155	1.3	28 0157	1.1
To 1200	1.2	O 0712	0.2	O 0735	0.3	O 0810	0.4	O 0854	0.5	To 0910	0.7
To 1824	0.5	F 1308	1.2	S 1301	1.2	M 1339	1.1	O 1424	1.2	To 1408	1.1
		1915	0.4	1936	0.4	2020	0.5	2124	0.5	2152	0.6
14 0000	1.5	29 0106	1.5	14 0115	1.4	29 0150	1.2	14 0306	1.2	29 0309	1.0
F 0718	0.3	O 0800	0.3	O 0824	0.4	O 0901	0.5	M 1000	0.5	To 1017	0.7
F 1241	1.2	L 1353	1.2	M 1352	1.2	Ti 1421	1.1	To 1536	1.2	F 1517	1.1
1908	0.5	2004	0.5	2034	0.5	2118	0.6	2241	0.5	2308	0.6
15 0045	1.5	30 0148	1.4	15 0212	1.4	30 0242	1.1	15 0442	1.2	30 0630	1.0
L 0805	0.3	S 0851	0.4	O 0921	0.4	O 1000	0.6	M 1115	0.5	L 1130	0.7
L 1330	1.2	S 1442	1.1	Ti 1452	1.2	O 1517	1.0	F 1712	1.2	L 1648	1.1
2000	0.5	2058	0.6	2141	0.5	2230	0.6	2358	0.4		
		31 0237	1.3			31 0358	1.0				
		O 0947	0.4			To 1109	0.6				
		M 1544	1.0			To 1655	1.0				
		2200	0.6			2348	0.6				

24

Datum of Predictions = Chart Datum
Tidspunkterne er opgivet i færøsk normaltid (UT). Ved sommertid, skal tidspunkterne øges med 1 time.

**SANDUR****2017****UT**

Januar			Februar			Marts					
Tid	m	Tid	m	Tid	m	Tid	m	Tid	m		
1 0208 0831 S 1454 2051	0.3 1.6 0.3 1.4	16 0300 0911 M 1544 2134	0.2 1.7 0.2 1.4	1 0312 0935 O 1552 2158	0.2 1.7 0.2 1.4	16 0344 1000 To 1618 2220	0.3 1.5 0.4 1.3	1 0221 0834 O 1451 2054	0.1 1.7 0.1 1.6	16 0245 0851 To 1506 2108	0.3 1.5 0.3 1.5
2 0242 0911 M 1532 2133	0.3 1.6 0.3 1.4	17 0338 0952 Ti 1626 2217	0.3 1.6 0.3 1.3	2 0354 1020 To 1636 2246	0.3 1.6 0.3 1.4	17 0418 1039 F 1652 2303	0.4 1.4 0.5 1.2	2 0258 0914 To 1527 2135	0.1 1.7 0.2 1.6	17 0312 0924 F 1529 2141	0.3 1.5 0.4 1.4
3 0322 0954 Ti 1615 2220	0.3 1.6 0.3 1.3	18 0418 1036 O 1712 2303	0.4 1.5 0.4 1.2	3 0443 1111 F 1727 2343	0.4 1.5 0.4 1.3	18 0457 1124 L 1733 2356	0.5 1.2 0.6 1.2	3 0339 0957 F 1607 2221	0.2 1.6 0.3 1.5	18 0341 1000 L 1553 2219	0.4 1.3 0.5 1.3
4 0408 1043 O 1705 2314	0.4 1.5 0.4 1.3	19 0503 1123 To 1804 2357	0.5 1.4 0.5 1.2	4 0545 1210 L 1835	0.4 1.4 0.4	19 0557 1222 S 1842	0.6 1.1 0.7	4 0426 1046 L 1655 2315	0.3 1.5 0.4 1.4	19 0414 1040 S 1622 2306	0.5 1.2 0.5 1.2
5 0503 1139 To 1806	0.4 1.5 0.4	20 0603 1217 F 1911	0.6 1.3 0.6	5 0051 0712 S 1322 2001	1.3 0.5 1.3 0.5	20 0105 0803 M 1339 2038	1.1 0.7 1.1 0.7	5 0526 1145 S 1758	0.4 1.3 0.5	20 0501 1133 M 1704	0.6 1.1 0.6
6 0017 0615 F 1242 1920	1.3 0.5 1.4 0.4	21 0100 0730 L 1322 2030	1.1 0.7 1.2 0.6	6 0208 0853 M 1441 2124	1.3 0.5 1.3 0.4	21 0228 0948 Ti 1505 2157	1.1 0.6 1.1 0.6	6 0021 0654 M 1258 1931	1.3 0.5 1.2 0.5	21 0009 0637 Ti 1249 1839	1.2 0.7 1.0 0.7
7 0127 0745 L 1353 2037	1.3 0.5 1.4 0.4	22 0212 0908 S 1436 2140	1.1 0.7 1.1 0.6	7 0325 1013 Ti 1556 2231	1.4 0.4 1.3 0.4	22 0343 1048 O 1614 2248	1.2 0.5 1.1 0.5	7 0142 0842 Ti 1426 2109	1.3 0.5 1.2 0.5	22 0133 0904 O 1423 2106	1.2 0.6 1.0 0.7
8 0239 0912 S 1504 2145	1.3 0.5 1.4 0.4	23 0324 1021 M 1545 2234	1.2 0.6 1.2 0.5	8 0430 1115 O 1658 2325	1.5 0.3 1.4 0.3	23 0439 1132 To 1705 2329	1.3 0.4 1.2 0.4	8 0306 1006 O 1548 2221	1.3 0.4 1.2 0.4	23 0257 1014 To 1542 2213	1.2 0.5 1.1 0.6
9 0347 1023 M 1609 2244	1.4 0.4 1.4 0.3	24 0423 1113 Ti 1642 2317	1.3 0.5 1.2 0.5	9 0525 1204 To 1750	1.6 0.2 1.4	24 0524 1207 F 1746	1.5 0.3 1.3	9 0417 1106 To 1651 2315	1.4 0.3 1.3 0.3	24 0403 1100 F 1637 2300	1.3 0.4 1.2 0.4
10 0445 1121 Ti 1707 2334	1.5 0.3 1.4 0.2	25 0509 1155 O 1727 2352	1.4 0.4 1.3 0.4	10 0011 0612 F 1248 1835	0.2 1.7 0.2 1.5	25 0004 0604 L 1240 1824	0.3 1.6 0.2 1.4	10 0512 1153 F 1740	1.5 0.2 1.4	25 0454 1137 L 1721 2339	1.5 0.3 1.4 0.3
11 0537 1212 O 1758	1.6 0.2 1.5	26 0549 1230 To 1806	1.5 0.4 1.3	11 0052 0654 L 1328 1915	0.2 1.7 0.1 1.5	26 0038 0642 S 1312 1900	0.2 1.7 0.2 1.5	11 0000 0557 L 1233 1821	0.3 1.6 0.2 1.5	26 0536 1211 S 1800	1.6 0.2 1.5
12 0019 0624 To 1257 1845	0.2 1.7 0.1 1.5	27 0024 0626 F 1303 1844	0.3 1.5 0.3 1.4	12 0130 0733 S 1406 1953	0.1 1.7 0.1 1.5	27 0111 0718 M 1344 1937	0.2 1.7 0.1 1.6	12 0039 0636 S 1310 1858	0.2 1.7 0.1 1.5	27 0015 0616 M 1245 1838	0.2 1.7 0.1 1.6
13 0102 0707 F 1341 1929	0.1 1.7 0.1 1.5	28 0055 0702 L 1334 1920	0.3 1.6 0.2 1.4	13 0206 0810 M 1440 2030	0.2 1.7 0.1 1.5	28 0145 0756 Ti 1416 2015	0.1 1.8 0.1 1.6	13 0114 0712 M 1343 1932	0.2 1.7 0.1 1.5	28 0051 0654 Ti 1318 1915	0.1 1.7 0.1 1.7
14 0142 0749 L 1422 2011	0.1 1.8 0.1 1.5	29 0127 0739 S 1406 1957	0.2 1.7 0.2 1.5	14 0239 0846 Ti 1514 2106	0.2 1.7 0.2 1.5	14 0239 0846 Ti 1514 2106	0.2 1.7 0.2 1.5	14 0146 0746 Ti 1413 2004	0.2 1.7 0.2 1.5	29 0127 0733 O 1351 1953	0.1 1.8 0.1 1.7
15 0221 0830 S 1503 2052	0.2 1.7 0.2 1.5	30 0159 0815 M 1439 2034	0.2 1.7 0.2 1.5	15 0312 0922 O 1546 2142	0.3 1.6 0.3 1.4	15 0312 0922 O 1546 2142	0.3 1.6 0.3 1.4	15 0217 0819 O 1441 2036	0.2 1.6 0.2 1.5	30 0204 0812 To 1426 2033	0.1 1.7 0.1 1.7
		31 0234 0854 Ti 1514 2115	0.2 1.7 0.2 1.5							31 0243 0853 F 1503 2114	0.1 1.7 0.1 1.6

26

Datum of Predictions = Chart Datum
Tidspunkterne er opgivet i færøsk normaltid (UT). Ved sommertid, skal tidspunkterne øges med 1 time.

**SANDUR****2017****UT**

April				Maj				Juni			
Tid	m	Tid	m	Tid	m	Tid	m	Tid	m	Tid	m
1 0325 0937 L 1543 2200	0.2 1.6 0.2 1.6	16 0315 0927 S 1512 2146	0.4 1.3 0.4 1.4	1 0407 1010 M 1612 2235	0.3 1.4 0.4 1.5	16 0336 0945 Ti 1519 2209	0.4 1.2 0.5 1.4	1 0609 1157 To 1809	0.4 1.2 0.5	16 0503 1112 F 1650 2337	0.5 1.2 0.5 1.4
2 0414 1026 S 1630 2253	0.3 1.4 0.4 1.5	17 0349 1007 M 1541 2231	0.5 1.2 0.5 1.3	2 0510 1109 Ti 1714 2337	0.4 1.3 0.5 1.4	17 0423 1036 O 1603 2303	0.5 1.1 0.5 1.4	2 0020 0728 F 1312 1937	1.4 0.4 1.2 0.6	17 0609 1218 L 1805	0.5 1.2 0.5
3 0515 1125 M 1732 2357	0.4 1.3 0.5 1.4	18 0435 1058 Ti 1622 2330	0.6 1.1 0.6 1.3	3 0633 1223 O 1842	0.5 1.2 0.6	18 0528 1140 To 1708	0.5 1.1 0.6	3 0132 0844 L 1430 2059	1.3 0.4 1.2 0.6	18 0043 0727 S 1330 1938	1.4 0.5 1.2 0.5
4 0645 1241 Ti 1908	0.5 1.2 0.6	19 0553 1210 O 1733	0.6 1.0 0.7	4 0052 0806 To 1349 2021	1.3 0.5 1.1 0.6	19 0009 0700 F 1257 1848	1.3 0.6 1.1 0.6	4 0244 0946 S 1538 2204	1.3 0.4 1.2 0.5	19 0154 0841 M 1440 2103	1.4 0.4 1.3 0.5
5 0118 0830 O 1412 2051	1.3 0.5 1.2 0.6	20 0046 0803 To 1339 1954	1.2 0.6 1.0 0.7	5 0213 0923 F 1512 2137	1.3 0.4 1.2 0.5	20 0124 0828 L 1415 2033	1.3 0.5 1.2 0.6	5 0347 1038 M 1630 2257	1.3 0.3 1.3 0.4	20 0301 0944 Ti 1543 2211	1.4 0.3 1.4 0.4
6 0244 0950 To 1537 2204	1.3 0.4 1.2 0.5	21 0210 0926 F 1501 2127	1.3 0.5 1.1 0.6	6 0326 1021 L 1615 2235	1.4 0.3 1.3 0.4	21 0236 0932 S 1521 2144	1.4 0.4 1.3 0.5	6 0439 1120 Ti 1713 2341	1.4 0.3 1.4 0.4	21 0403 1037 O 1639 2307	1.4 0.3 1.5 0.3
7 0357 1048 F 1639 2259	1.4 0.3 1.3 0.4	22 0321 1018 L 1602 2224	1.3 0.4 1.3 0.4	7 0424 1108 S 1701 2321	1.4 0.3 1.4 0.4	22 0339 1022 M 1616 2239	1.4 0.3 1.4 0.3	7 0522 1157 O 1749	1.4 0.3 1.4	22 0458 1124 To 1729 2357	1.5 0.2 1.6 0.2
8 0452 1133 L 1725 2343	1.5 0.2 1.4 0.3	23 0418 1101 S 1650 2309	1.5 0.3 1.4 0.3	8 0509 1148 M 1739	1.5 0.2 1.4	23 0433 1106 Ti 1705 2327	1.5 0.2 1.5 0.2	8 0019 0600 To 1227 1822	0.4 1.4 0.3 1.5	23 0548 1209 F 1815	1.5 0.1 1.7
9 0536 1212 S 1803	1.6 0.2 1.5	24 0505 1139 M 1733 2351	1.6 0.2 1.5 0.2	9 0001 0549 Ti 1221 1813	0.3 1.5 0.2 1.5	24 0521 1148 O 1749	1.6 0.1 1.6	9 0054 0634 F 1254 1854	0.3 1.4 0.3 1.5	24 0044 0636 L 1252 1900	0.1 1.6 0.1 1.8
10 0021 0614 M 1247 1836	0.2 1.6 0.2 1.5	25 0548 1215 Ti 1813	1.7 0.1 1.6	10 0036 0624 O 1251 1844	0.3 1.5 0.2 1.5	25 0012 0607 To 1227 1832	0.1 1.6 0.1 1.7	10 0124 0706 L 1318 1924	0.3 1.4 0.3 1.5	25 0130 0721 S 1334 1944	0.1 1.6 0.1 1.8
11 0056 0648 Ti 1318 1908	0.2 1.6 0.2 1.5	26 0030 0630 O 1251 1853	0.1 1.7 0.1 1.7	11 0109 0656 To 1317 1914	0.3 1.5 0.3 1.5	26 0054 0651 F 1306 1915	0.1 1.7 0.1 1.8	11 0154 0739 S 1341 1957	0.3 1.3 0.3 1.6	26 0214 0806 M 1415 2028	0.1 1.5 0.1 1.8
12 0127 0721 O 1345 1938	0.2 1.6 0.2 1.5	27 0109 0711 To 1327 1933	0.1 1.7 0.0 1.8	12 0137 0727 F 1339 1943	0.3 1.4 0.3 1.5	27 0138 0735 L 1346 1957	0.1 1.6 0.1 1.8	12 0222 0812 M 1406 2031	0.3 1.3 0.3 1.6	27 0300 0851 Ti 1458 2112	0.1 1.5 0.2 1.7
13 0155 0751 To 1408 2007	0.2 1.5 0.3 1.5	28 0150 0752 F 1404 2013	0.1 1.7 0.1 1.8	13 0204 0757 L 1400 2015	0.3 1.4 0.3 1.5	28 0222 0819 S 1427 2042	0.1 1.6 0.1 1.7	13 0253 0849 Ti 1435 2109	0.4 1.3 0.4 1.5	28 0346 0938 O 1542 2159	0.2 1.4 0.3 1.6
14 0221 0822 F 1429 2038	0.3 1.5 0.3 1.5	29 0231 0834 L 1442 2057	0.1 1.6 0.1 1.7	14 0231 0830 S 1421 2048	0.4 1.3 0.4 1.5	29 0309 0906 M 1511 2128	0.2 1.5 0.2 1.7	14 0328 0930 O 1510 2151	0.4 1.3 0.4 1.5	29 0436 1027 To 1631 2248	0.3 1.3 0.4 1.5
15 0248 0854 L 1449 2110	0.3 1.4 0.4 1.4	30 0316 0920 S 1524 2143	0.2 1.5 0.2 1.6	15 0301 0905 M 1447 2124	0.4 1.3 0.4 1.5	30 0400 0956 Ti 1558 2218	0.2 1.4 0.3 1.6	15 0411 1016 To 1554 2240	0.4 1.2 0.4 1.5	30 0533 1122 F 1728 2343	0.4 1.3 0.5 1.4
						31 0459 1051 O 1655 2315	0.3 1.3 0.4 1.5				

Datum of Predictions = Chart Datum
Tidspunkterne er opgivet i færøsk normaltid (UT). Ved sommertid, skal tidspunkterne øges med 1 time.

27

**SANDUR****2017****UT**

Oktober				November				December									
Tid	m	Tid	m	Tid	m	Tid	m	Tid	m	Tid	m						
1	0327	1.1	16	0409	1.3	1	0430	1.3	16	0519	1.4	1	0442	1.5	16	0534	1.4
	1000	0.6		1030	0.4		1051	0.4		1142	0.3		1105	0.3		1206	0.4
S	1545	1.3	M	1623	1.5	O	1645	1.5	To	1729	1.5	F	1658	1.5	L	1746	1.4
	2249	0.5		2309	0.2		2321	0.2					2326	0.2			
2	0424	1.2	17	0500	1.4	2	0514	1.5	17	0003	0.2	2	0527	1.6	17	0015	0.3
	1048	0.5		1119	0.3		1133	0.3		0557	1.5		1151	0.2		0610	1.5
M	1637	1.4	Ti	1712	1.5	To	1728	1.6	F	1221	0.3	L	1745	1.6	S	1244	0.3
	2325	0.3		2351	0.2		2357	0.2		1807	1.5					1823	1.4
3	0507	1.3	18	0542	1.5	3	0554	1.6	18	0036	0.2	3	0006	0.1	18	0046	0.3
	1126	0.4		1201	0.2		1212	0.2		0630	1.5		0612	1.7		0643	1.5
Ti	1720	1.5	O	1754	1.6	F	1809	1.7	L	1256	0.3	S	1235	0.1	M	1318	0.3
	2358	0.2								1842	1.5		1830	1.6		1857	1.4
4	0545	1.4	19	0027	0.1	4	0032	0.1	19	0106	0.2	4	0046	0.1	19	0113	0.3
	1201	0.3		0618	1.5		0633	1.7		0702	1.5		0654	1.8		0715	1.5
O	1759	1.6	To	1238	0.2	L	1251	0.1	S	1328	0.3	M	1318	0.1	Ti	1349	0.3
				1831	1.6		1850	1.7		1915	1.4		1914	1.6		1930	1.3
5	0029	0.2	20	0100	0.1	5	0106	0.1	20	0131	0.3	5	0126	0.1	20	0137	0.3
	0621	1.5		0652	1.6		0712	1.7		0733	1.5		0737	1.8		0748	1.5
To	1236	0.2	F	1312	0.2	S	1330	0.1	M	1359	0.3	Ti	1403	0.1	O	1418	0.3
	1836	1.7		1906	1.6		1931	1.7		1948	1.4		1958	1.6		2003	1.3
6	0100	0.1	21	0130	0.2	6	0142	0.1	21	0154	0.3	6	0207	0.1	21	0200	0.4
	0657	1.6		0724	1.6		0753	1.8		0804	1.5		0821	1.8		0821	1.5
F	1310	0.1	L	1344	0.2	M	1411	0.1	Ti	1427	0.3	O	1448	0.1	To	1448	0.4
	1914	1.7		1939	1.6		2013	1.6		2020	1.3		2044	1.5		2037	1.3
7	0132	0.1	22	0157	0.2	7	0221	0.1	22	0216	0.4	7	0249	0.2	22	0226	0.4
	0733	1.7		0756	1.6		0835	1.7		0837	1.5		0907	1.7		0856	1.5
L	1345	0.1	S	1414	0.3	Ti	1454	0.1	O	1457	0.4	To	1537	0.2	F	1519	0.4
	1951	1.7		2010	1.5		2057	1.5		2054	1.3		2133	1.4		2115	1.3
8	0205	0.1	23	0221	0.3	8	0300	0.2	23	0239	0.4	8	0336	0.3	23	0257	0.4
	0812	1.7		0827	1.5		0920	1.7		0913	1.5		0956	1.6		0935	1.5
S	1422	0.1	M	1442	0.3	O	1542	0.2	To	1530	0.4	F	1631	0.3	L	1555	0.4
	2031	1.7		2042	1.4		2145	1.4		2133	1.2		2226	1.3		2157	1.2
9	0239	0.1	24	0242	0.4	9	0345	0.3	24	0308	0.5	9	0427	0.4	24	0335	0.4
	0851	1.7		0859	1.5		1009	1.6		0954	1.4		1049	1.5		1019	1.5
M	1503	0.2	Ti	1511	0.4	To	1640	0.3	F	1612	0.5	L	1735	0.3	S	1639	0.4
	2113	1.6		2117	1.3		2241	1.3		2218	1.1		2326	1.3		2246	1.2
10	0317	0.2	25	0304	0.4	10	0440	0.4	25	0346	0.5	10	0531	0.5	25	0422	0.5
	0935	1.6		0935	1.4		1107	1.5		1042	1.4		1149	1.5		1110	1.4
Ti	1548	0.3	O	1544	0.5	F	1754	0.4	L	1707	0.5	S	1848	0.4	M	1735	0.5
	2200	1.5		2154	1.2		2348	1.2		2315	1.1					2345	1.2
11	0400	0.3	26	0330	0.5	11	0555	0.5	26	0439	0.6	11	0035	1.2	26	0524	0.5
	1024	1.5		1016	1.3		1215	1.4		1142	1.3		0652	0.5		1210	1.4
O	1643	0.4	To	1626	0.5	L	1922	0.4	S	1826	0.6	M	1257	1.4	Ti	1845	0.5
	2254	1.3		2242	1.1								2005	0.4			
12	0453	0.4	27	0405	0.6	12	0108	1.2	27	0026	1.1	12	0151	1.2	27	0053	1.2
	1124	1.4		1109	1.3		0733	0.6		0602	0.6		0818	0.6		0648	0.6
To	1800	0.5	F	1734	0.6	S	1333	1.4	M	1252	1.3	Ti	1409	1.3	O	1318	1.3
				2347	1.0		2045	0.4		1955	0.5		2114	0.4		2001	0.5
13	0003	1.2	28	0501	0.7	13	0232	1.2	28	0143	1.1	13	0303	1.2	28	0204	1.2
	0613	0.5		1219	1.2		0859	0.5		0751	0.6		0932	0.5		0821	0.5
F	1237	1.3	L	1936	0.6	M	1449	1.4	Ti	1405	1.3	O	1517	1.3	To	1427	1.3
	1944	0.5					2151	0.3		2104	0.5		2211	0.4		2111	0.4
14	0129	1.2	29	0112	1.0	14	0342	1.3	29	0253	1.2	14	0404	1.3	29	0312	1.3
	0802	0.6		0709	0.7		1005	0.5		0914	0.5		1033	0.5		0939	0.5
L	1403	1.3	S	1341	1.2	Ti	1554	1.4	O	1510	1.4	To	1615	1.4	F	1533	1.4
	2114	0.4		2106	0.6		2242	0.3		2158	0.4		2259	0.3		2209	0.3
15	0259	1.2	30	0236	1.1	15	0436	1.3	30	0351	1.3	15	0454	1.4	30	0412	1.4
	0929	0.5		0903	0.6		1057	0.4		1015	0.4		1122	0.4		1042	0.4
S	1521	1.4	M	1456	1.3	O	1645	1.5	To	1607	1.5	F	1704	1.4	L	1632	1.4
	2218	0.3		2201	0.5		2326	0.2		2244	0.3		2340	0.3		2301	0.2
			31	0341	1.2										31	0505	1.6
				1004	0.5											1135	0.3
				1555	1.4											1725	1.5
				2244	0.3											2348	0.2

Datum of Predictions = Chart Datum

Tidspunkterne er opgivet i færøsk normaltid (UT). Ved sommertid, skal tidspunkterne øges med 1 time.

29



SØRVÁGUR



2017

UT

Januar				Februar				Marts			
Tid	m	Tid	m	Tid	m	Tid	m	Tid	m	Tid	m
1	0247 0903 S 1523 2125	16	0332 0949 M 1610 2217	1	0351 1006 O 1626 2232	16	0425 1039 To 1659 2305	1	0252 0905 O 1521 2127	16	0320 0930 To 1544 2150
2	0326 0942 M 1604 2207	17	0415 1032 Ti 1655 2303	2	0436 1050 To 1713 2321	17	0506 1118 F 1740 2349	2	0333 0945 To 1602 2209	17	0354 1003 F 1616 2222
3	0408 1112 Ti 1649 2254	18	0500 1117 O 1744 2355	3	0526 1141 F 1806	18	0552 1203 L 1831	3	0417 1029 F 1647 2257	18	0429 1036 L 1651 2258
4	0455 1112 O 1740 2348	19	0549 1207 To 1839	4	0019 0627 L 1243 1912	19	0048 0656 S 1310 1942	4	0506 1118 L 1738 2351	19	0509 1115 S 1730 2342
5	0550 1207 To 1839	20	0057 0650 F 1309 1944	5	0133 0745 S 1402 2028	20	0216 0829 M 1448 2103	5	0605 1219 S 1841	20	0601 1206 M 1824
6	0053 0656 F 1315 1948	21	0212 0806 L 1425 2053	6	0257 0910 M 1526 2143	21	0338 0952 Ti 1606 2210	6	0103 0723 M 1342 2003	21	0048 0724 Ti 1340 1953
7	0209 0815 L 1431 2100	22	0324 0924 S 1538 2155	7	0410 1024 Ti 1637 2247	22	0437 1052 O 1702 2301	7	0233 0856 Ti 1516 2127	22	0234 0908 O 1528 2125
8	0324 0931 S 1545 2205	23	0423 1028 M 1638 2247	8	0510 1125 O 1736 2341	23	0523 1138 To 1746 2344	8	0354 1015 O 1631 2235	23	0354 1017 To 1632 2227
9	0428 1037 M 1648 2301	24	0512 1120 Ti 1727 2330	9	0601 1217 To 1826	24	0602 1218 F 1824	9	0457 1116 To 1730 2330	24	0447 1106 F 1718 2315
10	0523 1134 Ti 1744 2352	25	0552 1203 O 1809	10	0028 0647 F 1303 1911	25	0022 0639 L 1254 1900	10	0548 1205 F 1817	25	0531 1148 L 1758 2356
11	0612 1226 O 1834	26	0009 0628 To 1241 1845	11	0112 0729 L 1345 1952	26	0059 0714 S 1329 1935	11	0015 0632 L 1248 1858	26	0610 1226 S 1835
12	0039 0658 To 1313 1921	27	0044 0702 F 1317 1920	12	0153 0809 S 1425 2032	27	0136 0749 M 1405 2011	12	0057 0712 S 1327 1936	27	0036 0648 M 1303 1912
13	0124 0742 F 1358 2006	28	0119 0736 L 1351 1955	13	0232 0847 M 1503 2110	28	0213 0827 Ti 1442 2048	13	0135 0748 M 1403 2011	28	0114 0726 Ti 1340 1948
14	0208 0825 L 1442 2049	29	0154 0810 S 1427 2030	14	0310 0924 Ti 1542 2148			14	0211 0824 Ti 1437 2045	29	0153 0804 O 1418 2027
15	0250 0907 S 1526 2133	30	0231 0846 M 1505 2108	15	0348 1001 O 1620 2226			15	0246 0857 O 1511 2118	30	0233 0844 To 1457 2106
		31	0310 0924 Ti 1544 2148							31	0315 0926 F 1539 2149

30

Datum of Predictions = Chart Datum
Tidspunkterne er opgivet i færøsk normaltid (UT). Ved sommertid, skal tidspunkterne øges med 1 time.



SØRVÁGUR



2017

UT

April			Maj			Juni												
Tid	m	Tid	m	Tid	m	Tid	m	Tid	m	Tid	m							
1	0400	0.3	16	0401	0.6	1	0438	0.4	16	0421	0.6	1	0632	0.5	16	0540	0.6	
	1010	2.2		1005	1.9		1048	2.0		1021	1.8		1251	1.8		1145	1.7	
	L	1624	0.3	S	1612	0.6	M	1655	0.5	Ti	1623	0.7	To	1845	0.8	F	1745	0.7
	2236	2.2		2222	1.9		2313	2.1		2240	2.0							
2	0450	0.4	17	0441	0.7	2	0539	0.5	17	0509	0.7	2	0110	2.0	17	0004	2.0	
	1101	2.0		1042	1.7		1151	1.8		1109	1.7		0748	0.6		0642	0.6	
	S	1714	0.5	M	1649	0.8	Ti	1757	0.7	O	1711	0.8	F	1414	1.7	L	1252	1.7
	2330	2.0		2303	1.8					2330	1.9		2005	0.8		1851	0.8	
3	0550	0.6	18	0530	0.8	3	0021	2.0	18	0608	0.7	3	0227	1.9	18	0112	1.9	
	1203	1.8		1131	1.6		0654	0.6		1212	1.6		0900	0.6		0752	0.6	
	M	1817	0.7	Ti	1738	0.9	O	1316	1.7	To	1812	0.9	L	1526	1.8	S	1411	1.7
				2359	1.8		1916	0.8					2119	0.8		2010	0.8	
4	0040	1.9	19	0639	0.9	4	0145	1.9	19	0037	1.8	4	0335	1.9	19	0229	1.9	
	0709	0.7		1246	1.5		0821	0.6		0724	0.7		1000	0.5		0901	0.6	
	Ti	1330	1.7	O	1851	0.9	To	1448	1.7	F	1339	1.6	S	1624	1.9	M	1524	1.8
	1941	0.8					2043	0.8		1934	0.9		2220	0.7		2125	0.7	
5	0212	1.8	20	0123	1.7	5	0306	1.9	20	0200	1.9	5	0431	2.0	20	0339	2.0	
	0842	0.7		0815	0.8		0936	0.6		0842	0.7		1051	0.5		1003	0.5	
	O	1508	1.7	To	1437	1.5	F	1600	1.8	L	1503	1.7	M	1712	1.9	Ti	1624	2.0
	2109	0.8		2029	0.9		2154	0.7		2057	0.8		2310	0.7		2229	0.6	
6	0335	1.9	21	0258	1.8	6	0411	2.0	21	0316	1.9	6	0519	2.0	21	0439	2.1	
	1001	0.6		0933	0.7		1034	0.5		0945	0.6		1133	0.5		1056	0.4	
	To	1622	1.8	F	1552	1.7	L	1655	1.9	S	1605	1.8	Ti	1754	2.0	O	1716	2.1
	2219	0.7		2145	0.8		2250	0.6		2203	0.7		2354	0.6		2324	0.4	
7	0439	2.0	22	0404	1.9	7	0503	2.1	22	0417	2.0	7	0602	2.0	22	0533	2.1	
	1100	0.5		1028	0.6		1121	0.4		1038	0.4		1212	0.4		1145	0.3	
	F	1717	1.9	L	1644	1.8	S	1739	2.0	M	1655	2.0	O	1830	2.1	To	1804	2.3
	2314	0.6		2240	0.6		2336	0.6		2257	0.5							
8	0529	2.1	23	0455	2.1	8	0547	2.1	23	0508	2.2	8	0033	0.5	23	0015	0.3	
	1147	0.4		1114	0.4		1202	0.3		1124	0.3		0639	2.0		0623	2.2	
	L	1802	2.1	S	1727	2.0	M	1818	2.1	Ti	1740	2.2	To	1246	0.4	F	1232	0.2
	2359	0.5		2327	0.5					2345	0.4		1903	2.1		1850	2.4	
9	0612	2.2	24	0539	2.2	9	0017	0.5	24	0555	2.3	9	0109	0.5	24	0102	0.2	
	1227	0.3		1155	0.3		0626	2.2		1208	0.2		0714	2.0		0710	2.2	
	S	1840	2.1	M	1808	2.2	Ti	1238	0.3	O	1824	2.3	F	1318	0.4	L	1317	0.2
							1853	2.1					1933	2.1		1934	2.5	
10	0039	0.4	25	0010	0.3	10	0054	0.4	25	0031	0.3	10	0143	0.5	25	0149	0.2	
	0650	2.3		0621	2.3		0702	2.2		0640	2.3		0747	2.0		0756	2.2	
	M	1303	0.2	Ti	1235	0.1	O	1312	0.3	To	1251	0.1	L	1348	0.5	S	1401	0.2
	1915	2.2		1847	2.3		1924	2.2		1906	2.4		2003	2.2		2018	2.5	
11	0115	0.3	26	0052	0.2	11	0128	0.4	26	0116	0.2	11	0216	0.5	26	0235	0.2	
	0726	2.3		0702	2.4		0735	2.1		0724	2.3		0818	1.9		0842	2.2	
	Ti	1337	0.2	O	1315	0.1	To	1342	0.4	F	1333	0.1	S	1419	0.5	M	1446	0.2
	1948	2.2		1926	2.4		1955	2.2		1948	2.5		2034	2.2		2103	2.5	
12	0149	0.3	27	0133	0.1	12	0201	0.4	27	0201	0.1	12	0250	0.5	27	0322	0.2	
	0759	2.3		0743	2.4		0806	2.1		0809	2.3		0851	1.9		0930	2.1	
	O	1409	0.3	To	1354	0.1	F	1412	0.4	L	1417	0.1	M	1451	0.5	Ti	1531	0.3
	2019	2.2		2006	2.4		2024	2.1		2032	2.5		2106	2.2		2149	2.4	
13	0222	0.4	28	0216	0.1	13	0233	0.5	28	0247	0.2	13	0326	0.5	28	0411	0.3	
	0831	2.2		0825	2.4		0837	2.0		0854	2.2		0926	1.9		1018	2.0	
	To	1440	0.3	F	1436	0.1	L	1442	0.5	S	1501	0.2	Ti	1526	0.6	O	1618	0.4
	2049	2.1		2048	2.4		2054	2.1		2117	2.4		2142	2.1		2237	2.3	
14	0254	0.4	29	0300	0.2	14	0306	0.5	29	0335	0.2	14	0405	0.5	29	0503	0.4	
	0901	2.1		0909	2.3		0909	1.9		0942	2.1		1005	1.8		1112	1.9	
	F	1510	0.4	L	1518	0.2	S	1512	0.5	M	1548	0.3	O	1605	0.6	To	1709	0.6
	2118	2.1		2132	2.3		2124	2.1		2205	2.3		2221	2.1		2329	2.1	
15	0327	0.5	30	0346	0.3	15	0342	0.6	30	0426	0.3	15	0449	0.6	30	0559	0.5	
	0932	2.0		0955	2.2		0942	1.8		1035	2.0		1050	1.8		1214	1.8	
	L	1540	0.5	S	1604	0.3	M	1545	0.6	Ti	1638	0.5	To	1650	0.7	F	1808	0.7
	2149	2.0		2219	2.2		2159	2.0		2257	2.2		2309	2.0				
									31	0524	0.4							
										1136	1.9							
										O	1735	0.6						
											2357	2.1						

Datum of Predictions = Chart Datum

Tidspunkterne er opgivet i færøsk normaltid (UT). Ved sommertid, skal tidspunkterne øges med 1 time.

31



SØRVÁGUR



2017

UT

Juli			August				September										
Tid	m	Tid	m	Tid	m	Tid	m	Tid	m	Tid	m						
1	0029	2.0	16	0605	0.5	1	0158	1.7	16	0116	1.9	1	0354	1.6	16	0359	1.8
	0704	0.6		1215	1.8		0827	0.8		0744	0.7		0957	0.9		1003	0.7
L	1326	1.7	S	1818	0.7	Ti	1458	1.7	O	1410	1.8	F	1624	1.7	L	1627	2.0
	1918	0.8					2100	0.9		2027	0.8		2241	0.8		2248	0.5
2	0139	1.9	17	0035	2.0	2	0316	1.7	17	0245	1.8	2	0454	1.7	17	0503	1.9
	0813	0.6		0708	0.6		0936	0.8		0905	0.7		1051	0.8		1103	0.6
S	1440	1.7	M	1324	1.8	O	1605	1.7	To	1533	1.9	L	1713	1.9	S	1722	2.1
	2033	0.9		1930	0.7		2211	0.9		2150	0.7		2329	0.7		2340	0.4
3	0251	1.8	18	0148	1.9	3	0423	1.7	18	0405	1.8	3	0539	1.8	18	0554	2.0
	0918	0.6		0820	0.6		1033	0.8		1016	0.6		1134	0.7		1153	0.4
M	1546	1.8	Ti	1444	1.8	To	1659	1.8	F	1641	2.0	S	1752	2.0	M	1809	2.3
	2143	0.8		2052	0.7		2309	0.8		2257	0.6						
4	0356	1.8	19	0307	1.9	4	0517	1.7	19	0509	1.9	4	0008	0.5	19	0025	0.3
	1015	0.6		0930	0.6		1120	0.7		1115	0.5		0616	1.9		0637	2.1
Ti	1641	1.8	O	1556	1.9	F	1743	1.9	L	1736	2.2	M	1211	0.6	Ti	1236	0.3
	2242	0.8		2206	0.7		2354	0.7		2353	0.4		1827	2.2		1851	2.4
5	0451	1.8	20	0418	1.9	5	0601	1.8	20	0603	2.1	5	0042	0.4	20	0106	0.2
	1104	0.6		1033	0.5		1200	0.6		1206	0.4		0649	2.0		0716	2.2
O	1727	1.9	To	1656	2.1	L	1820	2.0	S	1824	2.3	Ti	1246	0.4	O	1316	0.3
	2332	0.7		2308	0.5								1900	2.3		1929	2.4
6	0539	1.9	21	0518	2.0	6	0033	0.6	21	0040	0.3	6	0115	0.3	21	0144	0.1
	1146	0.6		1127	0.4		0639	1.9		0650	2.2		0721	2.1		0753	2.3
To	1807	2.0	F	1748	2.2	S	1236	0.5	M	1251	0.3	O	1321	0.3	To	1354	0.2
							1854	2.1		1908	2.4		1934	2.4		2006	2.4
7	0015	0.6	22	0002	0.4	7	0108	0.5	22	0124	0.2	7	0149	0.2	22	0220	0.2
	0620	1.9		0611	2.1		0712	1.9		0733	2.2		0754	2.2		0829	2.2
F	1223	0.5	L	1217	0.3	M	1309	0.5	Ti	1333	0.2	To	1356	0.3	F	1430	0.3
	1842	2.1		1836	2.3		1925	2.2		1948	2.5		2009	2.4		2042	2.4
8	0052	0.6	23	0051	0.3	8	0141	0.4	23	0205	0.1	8	0224	0.2	23	0255	0.2
	0656	1.9		0700	2.2		0744	2.0		0813	2.2		0830	2.2		0903	2.2
L	1257	0.5	S	1303	0.2	Ti	1342	0.4	O	1413	0.2	F	1433	0.2	L	1506	0.3
	1915	2.1		1921	2.4		1957	2.3		2028	2.5		2045	2.4		2117	2.2
9	0127	0.5	24	0138	0.2	9	0214	0.3	24	0245	0.1	9	0300	0.2	24	0330	0.3
	0730	1.9		0745	2.2		0817	2.1		0852	2.2		0906	2.2		0937	2.1
S	1328	0.5	M	1348	0.2	O	1416	0.4	To	1453	0.2	L	1512	0.2	S	1542	0.4
	1945	2.2		2005	2.5		2030	2.4		2107	2.4		2123	2.4		2151	2.1
10	0200	0.5	25	0222	0.1	10	0248	0.3	25	0324	0.2	10	0338	0.2	25	0403	0.5
	0802	1.9		0830	2.2		0851	2.1		0931	2.2		0945	2.2		1012	2.0
M	1400	0.5	Ti	1430	0.2	To	1451	0.3	F	1532	0.3	S	1553	0.3	M	1619	0.6
	2016	2.2		2048	2.5		2106	2.4		2145	2.3		2204	2.3		2227	1.9
11	0234	0.4	26	0306	0.2	11	0324	0.3	26	0402	0.3	11	0420	0.3	26	0439	0.6
	0835	1.9		0913	2.2		0927	2.1		1009	2.1		1029	2.1		1047	1.9
Ti	1433	0.4	O	1513	0.3	F	1530	0.3	L	1611	0.4	M	1639	0.4	Ti	1659	0.7
	2049	2.3		2130	2.4		2144	2.3		2224	2.2		2249	2.1		2305	1.8
12	0309	0.4	27	0349	0.2	12	0403	0.3	27	0442	0.4	12	0506	0.5	27	0517	0.8
	0910	1.9		0957	2.1		1007	2.1		1049	1.9		1118	2.0		1129	1.8
O	1509	0.5	To	1557	0.4	L	1611	0.4	S	1651	0.6	Ti	1732	0.6	O	1749	0.8
	2125	2.3		2212	2.3		2224	2.2		2304	2.0		2344	1.9		2354	1.6
13	0346	0.4	28	0434	0.3	13	0445	0.4	28	0524	0.6	13	0603	0.6	28	0607	0.9
	0948	1.9		1042	2.0		1051	2.0		1133	1.8		1220	1.9		1229	1.7
To	1548	0.5	F	1641	0.5	S	1657	0.5	M	1737	0.7	O	1840	0.7	To	1906	0.9
	2203	2.2		2257	2.2		2311	2.1		2349	1.8						
14	0427	0.4	29	0521	0.4	14	0533	0.5	29	0612	0.7	14	0056	1.8	29	0122	1.5
	1030	1.9		1131	1.9		1143	1.9		1228	1.7		0716	0.7		0729	1.0
F	1630	0.5	L	1729	0.6	M	1751	0.6	Ti	1837	0.9	To	1344	1.8	F	1412	1.6
	2247	2.2		2346	2.0								2011	0.8		2051	0.9
15	0512	0.5	30	0614	0.6	15	0006	2.0	30	0052	1.7	15	0232	1.7	30	0315	1.5
	1118	1.9		1229	1.8		0631	0.6		0718	0.9		0845	0.8		0907	1.0
L	1719	0.6	S	1825	0.8	Ti	1248	1.8	O	1351	1.6	F	1515	1.9	L	1537	1.7
	2336	2.1					1900	0.7		2007	1.0		2139	0.7		2203	0.8
			31	0044	1.9				31	0229	1.6						
				0716	0.7					0844	0.9						
			M	1340	1.7				To	1520	1.6						
				1938	0.9					2136	0.9						

32

Datum of Predictions = Chart Datum
Tidspunkterne er opgivet i færøsk normaltid (UT). Ved sommertid, skal tidspunkterne øges med 1 time.



TÓRSHAVN



2017

UT

Januar			Februar			Marts					
Tid	m	Tid	m	Tid	m	Tid	m	Tid	m		
1	0121 0.1 0826 0.5 S 1621 0.1 2034 0.3	16	0259 0.1 0852 0.5 M 1651 0.1 2057 0.3	1	0241 0.1 0936 0.5 O 1724 0.1 2142 0.3	16	0416 0.1 0950 0.4 To 1752 0.2 2151 0.3	1	0238 0.0 0829 0.5 O 1549 0.1 2033 0.4	16	0321 0.1 0840 0.4 To 1606 0.1 2042 0.4
2	0130 0.1 0911 0.5 M 1714 0.1 2118 0.3	17	0329 0.1 0935 0.4 Ti 1746 0.1 2139 0.3	2	0304 0.1 1025 0.4 To 1824 0.1 2233 0.3	17	0539 0.1 1035 0.3 F 1854 0.2 2240 0.3	2	0323 0.0 0912 0.4 To 1632 0.1 2118 0.4	17	0412 0.1 0919 0.4 F 1643 0.2 2124 0.4
3	0159 0.1 0959 0.5 Ti 1813 0.1 2208 0.3	18	0204 0.1 1021 0.4 O 1847 0.1 2225 0.3	3	0340 0.1 1118 0.4 F 1930 0.2 2333 0.3	18	0712 0.1 1125 0.3 L 2000 0.2 2338 0.3	3	0427 0.1 0959 0.4 F 1727 0.2 2208 0.4	18	0523 0.1 1001 0.3 L 1357 0.2 2210 0.4
4	0233 0.1 1051 0.4 O 1916 0.1 2303 0.3	19	0224 0.1 1110 0.4 To 1950 0.2 2318 0.2	4	0745 0.1 1219 0.3 L 2034 0.2	19	0836 0.1 1224 0.2 S 2100 0.2	4	0557 0.1 1050 0.3 L 1837 0.2 2304 0.4	19	0649 0.1 1048 0.3 S 1415 0.2 2305 0.3
5	0312 0.1 1148 0.4 To 2018 0.1	20	0740 0.2 1205 0.3 F 2049 0.2	5	0042 0.3 0906 0.1 S 1328 0.3 2222 0.1	20	0046 0.3 0946 0.1 M 1839 0.2 2151 0.2	5	0729 0.1 1148 0.3 S 1951 0.2	20	0813 0.1 1144 0.2 M 1442 0.2
6	0007 0.3 0809 0.1 F 1251 0.4 2114 0.1	21	0020 0.3 0859 0.1 L 1307 0.3 2142 0.2	6	0157 0.3 1012 0.1 M 1444 0.3 1726 0.2	21	0201 0.3 1044 0.1 Ti 1912 0.2 2234 0.2	6	0010 0.3 0850 0.1 M 1258 0.2 2058 0.2	21	0010 0.3 0924 0.1 Ti 1837 0.2 2110 0.2
7	0118 0.3 0924 0.1 L 1400 0.3 2203 0.1	22	0130 0.3 1006 0.1 S 1415 0.3 2226 0.1	7	0312 0.4 1109 0.1 Ti 1555 0.3 2306 0.1	22	0312 0.4 1131 0.1 O 1547 0.2 2312 0.1	7	0125 0.3 0957 0.1 Ti 1815 0.2 2155 0.1	22	0124 0.3 1021 0.1 O 1903 0.2 2201 0.2
8	0230 0.3 1027 0.1 S 1508 0.3 2248 0.1	23	0242 0.3 1101 0.1 M 1520 0.2 2305 0.1	8	0415 0.4 1159 0.0 O 1648 0.3 2348 0.1	23	0411 0.4 1212 0.1 To 1633 0.2 2348 0.1	8	0245 0.4 1054 0.0 O 1836 0.2 2244 0.1	23	0239 0.4 1108 0.1 To 1918 0.2 2245 0.1
9	0336 0.3 1122 0.1 M 1609 0.3 2329 0.1	24	0344 0.3 1149 0.1 Ti 1612 0.3 2339 0.1	9	0506 0.4 1244 0.0 To 1729 0.3	24	0500 0.4 1250 0.0 F 1713 0.3	9	0356 0.4 1142 0.0 To 1645 0.2 2328 0.1	24	0343 0.4 1148 0.1 F 1609 0.2 2324 0.1
10	0433 0.4 1212 0.0 Ti 1659 0.3	25	0436 0.4 1232 0.1 O 1654 0.3	10	0026 0.1 0551 0.5 F 1327 0.0 1805 0.3	25	0021 0.1 0543 0.5 L 1325 0.0 1751 0.3	10	0450 0.4 1225 0.0 F 1715 0.3	25	0436 0.4 1224 0.0 L 1651 0.3
11	0007 0.1 0521 0.4 O 1258 0.0 1742 0.3	26	0010 0.1 0520 0.4 To 1312 0.0 1733 0.3	11	0103 0.0 0631 0.5 L 1408 0.0 1840 0.3	26	0053 0.0 0624 0.5 S 1400 0.0 1830 0.3	11	0008 0.1 0533 0.5 L 1305 0.0 1746 0.3	26	0002 0.1 0521 0.4 S 1257 0.0 1730 0.3
12	0043 0.1 0605 0.5 To 1343 0.0 1822 0.3	27	0039 0.1 0602 0.5 F 1350 0.0 1812 0.3	12	0138 0.0 0710 0.5 S 1448 0.0 1915 0.3	27	0126 0.0 0705 0.5 M 1435 0.1 1909 0.3	12	0046 0.0 0612 0.5 S 1343 0.0 1818 0.3	27	0039 0.0 0603 0.5 M 1330 0.1 1809 0.4
13	0118 0.1 0647 0.5 F 1427 0.0 1900 0.3	28	0107 0.1 0644 0.5 L 1427 0.1 1851 0.3	13	0214 0.0 0749 0.5 M 1529 0.1 1951 0.3	28	0200 0.0 0746 0.5 Ti 1511 0.1 1950 0.4	13	0124 0.0 0649 0.5 M 1419 0.1 1852 0.3	28	0117 0.0 0643 0.5 Ti 1403 0.1 1849 0.4
14	0153 0.1 0728 0.5 L 1513 0.0 1939 0.3	29	0133 0.1 0725 0.5 S 1506 0.1 1930 0.3	14	0249 0.1 0828 0.5 Ti 1612 0.1 2029 0.3			14	0201 0.0 0726 0.5 Ti 1455 0.1 1927 0.3	29	0156 0.0 0724 0.5 O 1435 0.1 1930 0.4
15	0227 0.1 0809 0.5 S 1600 0.1 2017 0.3	30	0158 0.0 0807 0.5 M 1547 0.1 2012 0.3	15	0327 0.1 0909 0.4 O 1659 0.1 2109 0.3			15	0239 0.0 0803 0.4 O 1530 0.1 2003 0.4	30	0239 0.0 0805 0.4 To 1508 0.1 2012 0.4
		31	0221 0.1 0851 0.5 Ti 1632 0.1 2055 0.3						31	0330 0.0 0848 0.4 F 1542 0.1 2057 0.4	

34

Datum of Predictions = Chart Datum
Tidspunkterne er opgivet i færøsk normaltid (UT). Ved sommertid, skal tidspunkterne øges med 1 time.



TÓRSHAVN



2017

UT

Juli			August			September											
Tid	m		Tid	m		Tid	m										
1 0804	0.1		16 0747	0.1		1 0042	0.3		16 0054	0.3		1 0702	0.2		16 0630	0.2	
1137	0.2		1134	0.3		0918	0.2		0903	0.2		1018	0.2		1020	0.1	
L 1447	0.2		S 1930	0.1		Ti 1301	0.3		O 1320	0.3		F 1448	0.3		L 1525	0.4	
						2143	0.1		2148	0.1		2316	0.1		2321	0.0	
2 0022	0.4		17 0020	0.4		2 0620	0.3		17 0209	0.3		2 0729	0.2		17 0425	0.2	
0903	0.1		0846	0.1		1007	0.2		0957	0.1		1057	0.1		1106	0.1	
S 1242	0.2		M 1241	0.3		O 1415	0.3		To 1437	0.4		L 1551	0.4		S 1626	0.4	
2057	0.1		2055	0.1		2243	0.1		2248	0.1		2358	0.1				
3 0127	0.3		18 0127	0.3		3 0700	0.3		18 0326	0.3		3 0421	0.2		18 0005	0.0	
0955	0.1		0939	0.1		1049	0.1		1045	0.1		1134	0.1		0500	0.3	
M 1354	0.2		Ti 1354	0.3		To 1524	0.3		F 1548	0.4		S 1642	0.4		M 1149	0.1	
2202	0.1		2203	0.1		2334	0.1		2339	0.0					1714	0.4	
4 0236	0.3		19 0236	0.3		4 0400	0.2		19 0427	0.3		4 0036	0.0		19 0045	0.0	
1039	0.1		1026	0.1		1125	0.1		1127	0.1		0459	0.3		0531	0.3	
Ti 1503	0.3		O 1505	0.3		F 1619	0.4		L 1645	0.4		M 1208	0.1		Ti 1229	0.0	
2259	0.1		2301	0.1								1726	0.4		1754	0.5	
5 0338	0.3		20 0342	0.3		5 0018	0.1		20 0024	0.0		5 0111	0.0		20 0124	0.0	
1118	0.1		1109	0.1		0443	0.2		0511	0.3		0536	0.3		0604	0.3	
O 1558	0.3		To 1607	0.4		L 1158	0.1		S 1207	0.1		Ti 1240	0.1		O 1308	0.0	
2348	0.1		2352	0.0		1705	0.4		1731	0.5		1807	0.5		1833	0.5	
6 0427	0.3		21 0437	0.3		6 0058	0.0		21 0107	0.0		6 0145	0.1		21 0200	0.0	
1152	0.1		1148	0.1		0521	0.3		0548	0.3		0612	0.3		0637	0.3	
To 1643	0.4		F 1659	0.4		S 1228	0.1		M 1245	0.0		O 1312	0.0		To 1346	0.0	
						1747	0.5		1814	0.5		1847	0.5		1910	0.5	
7 0033	0.1		22 0039	0.0		7 0136	0.0		22 0148	0.0		7 0218	0.1		22 0236	0.1	
0506	0.3		0523	0.3		0557	0.3		0624	0.3		0651	0.3		0712	0.4	
F 1223	0.1		L 1224	0.1		M 1257	0.1		Ti 1321	0.0		To 1346	0.0		F 1425	0.0	
1724	0.4		1745	0.5		1827	0.5		1854	0.5		1927	0.5		1947	0.4	
8 0115	0.0		23 0124	0.0		8 0212	0.0		23 0227	0.0		8 0251	0.1		23 0310	0.1	
0542	0.3		0604	0.3		0634	0.3		0700	0.3		0730	0.4		0748	0.4	
L 1251	0.1		S 1300	0.1		Ti 1324	0.1		O 1358	0.0		F 1422	0.0		L 1508	0.0	
1805	0.5		1829	0.5		1908	0.5		1933	0.5		2008	0.5		2024	0.4	
9 0156	0.0		24 0208	0.0		9 0249	0.1		24 0308	0.1		9 0324	0.1		24 0345	0.1	
0618	0.3		0643	0.3		0712	0.3		0736	0.3		0812	0.4		0826	0.4	
S 1315	0.1		M 1336	0.0		O 1349	0.0		To 1436	0.0		L 1503	0.0		S 1557	0.1	
1845	0.5		1911	0.5		1949	0.5		2012	0.5		2051	0.4		2103	0.4	
10 0236	0.1		25 0251	0.0		10 0327	0.1		25 0349	0.1		10 0400	0.1		25 0419	0.2	
0656	0.3		0721	0.3		0752	0.3		0813	0.3		0856	0.4		0906	0.4	
M 1333	0.1		Ti 1411	0.0		To 1412	0.0		F 1515	0.1		S 1559	0.1		M 1703	0.1	
1926	0.5		1953	0.5		2031	0.5		2051	0.4		2135	0.4		2143	0.3	
11 0318	0.1		26 0337	0.0		11 0407	0.1		26 0433	0.1		11 0443	0.2		26 0145	0.2	
0734	0.3		0800	0.3		0833	0.3		0851	0.3		0943	0.4		0951	0.4	
Ti 1332	0.1		O 1446	0.1		F 1433	0.1		L 1603	0.1		M 1721	0.1		Ti 1824	0.1	
2008	0.5		2034	0.5		2115	0.5		2133	0.4		2224	0.3		2228	0.3	
12 0402	0.1		27 0425	0.1		12 0453	0.1		27 0522	0.2		12 0548	0.2		27 0157	0.2	
0814	0.3		0839	0.3		0918	0.3		0933	0.3		1036	0.4		1043	0.4	
O 1323	0.1		To 1522	0.1		L 1455	0.1		S 1714	0.1		Ti 1854	0.1		O 1948	0.1	
2051	0.5		2118	0.5		2201	0.4		2216	0.3		2319	0.3		2321	0.2	
13 0450	0.1		28 0517	0.1		13 0548	0.2		28 0621	0.2		13 0710	0.2		28 0221	0.2	
0857	0.3		0921	0.3		1007	0.3		1020	0.3		1139	0.4		1144	0.3	
To 1346	0.1		F 1608	0.1		S 1527	0.1		M 1843	0.1		O 2019	0.1		To 2103	0.1	
2138	0.5		2202	0.4		2251	0.4		2304	0.3							
14 0544	0.1		29 0615	0.1		14 0653	0.2		29 0729	0.2		14 0024	0.2		29 0627	0.2	
0943	0.3		1005	0.3		1103	0.3		1113	0.3		0824	0.2		0845	0.2	
F 1418	0.1		L 1427	0.1		M 1909	0.1		Ti 2009	0.1		To 1250	0.4		F 1254	0.3	
2227	0.4		2249	0.4		2348	0.3					2131	0.1		2203	0.1	
15 0645	0.1		30 0718	0.2		15 0801	0.2		30 0000	0.2		15 0608	0.2		30 0654	0.2	
1035	0.3		1054	0.3		1207	0.3		0834	0.2		0927	0.2		0941	0.2	
L 1456	0.1		S 1908	0.1		Ti 2036	0.1		O 1218	0.3		F 1409	0.4		L 1410	0.4	
2321	0.4		2342	0.3					2125	0.1		2231	0.1		2251	0.1	
			31 0821	0.2					31 0627	0.3							
			1153	0.3					0930	0.2							
			M 2032	0.1					To 1332	0.3							
									2226	0.1							

36

Datum of Predictions = Chart Datum
Tidspunkterne er opgivet i færøsk normaltid (UT). Ved sommertid, skal tidspunkterne øges med 1 time.



TRONGISVÁGUR



2017

UT

April			Maj			Juni					
Tid	m	Tid	m	Tid	m	Tid	m	Tid	m		
1 0336	0.2	16 0338	0.5	1 0418	0.3	16 0400	0.5	1 0621	0.4	16 0527	0.4
0949	1.5	0937	1.2	1029	1.3	0955	1.1	1234	1.1	1133	1.1
L 1601	0.3	S 1538	0.5	M 1629	0.4	Ti 1548	0.5	To 1816	0.6	F 1719	0.6
2212	1.5	2156	1.3	2248	1.4	2216	1.3			2347	1.4
2 0425	0.3	17 0413	0.6	2 0521	0.4	17 0448	0.5	2 0045	1.4	17 0633	0.5
1039	1.4	1009	1.1	1134	1.2	1045	1.1	0740	0.4	1246	1.1
S 1650	0.4	M 1608	0.6	Ti 1729	0.5	O 1635	0.6	F 1400	1.1	L 1831	0.6
2304	1.4	2233	1.2	2354	1.4	2309	1.3	1940	0.6		
3 0527	0.4	18 0500	0.6	3 0642	0.4	18 0554	0.6	3 0206	1.3	18 0057	1.3
1144	1.3	1055	1.0	1301	1.1	1159	1.0	0857	0.4	0745	0.5
M 1752	0.5	Ti 1651	0.7	O 1850	0.6	To 1743	0.7	L 1518	1.1	S 1406	1.1
		2330	1.2					2103	0.6	1954	0.6
4 0014	1.3	19 0618	0.7	4 0119	1.3	19 0021	1.2	4 0321	1.3	19 0214	1.3
0651	0.5	1221	1.0	0815	0.5	0718	0.6	1001	0.4	0857	0.4
Ti 1315	1.2	O 1811	0.7	To 1439	1.1	F 1336	1.0	S 1620	1.2	M 1519	1.2
1919	0.6			2025	0.6	1918	0.7	2212	0.6	2114	0.6
5 0147	1.3	20 0105	1.1	5 0248	1.3	20 0146	1.2	5 0423	1.3	20 0327	1.4
0836	0.5	0814	0.7	0936	0.4	0839	0.5	1051	0.4	0959	0.3
O 1501	1.2	To 1433	1.0	F 1557	1.2	L 1502	1.1	M 1708	1.3	Ti 1620	1.3
2058	0.6	2016	0.7	2145	0.6	2048	0.6	2306	0.5	2221	0.5
6 0320	1.3	21 0248	1.2	6 0400	1.4	21 0303	1.3	6 0513	1.4	21 0430	1.4
1002	0.4	0938	0.6	1036	0.3	0944	0.4	1133	0.4	1054	0.3
To 1621	1.2	F 1555	1.1	L 1653	1.3	S 1604	1.2	Ti 1748	1.3	O 1712	1.4
2215	0.5	2142	0.6	2245	0.5	2156	0.5	2351	0.4	2318	0.3
7 0430	1.4	22 0356	1.3	7 0455	1.5	22 0405	1.4	7 0555	1.4	22 0526	1.5
1103	0.3	1030	0.4	1124	0.3	1036	0.3	1207	0.4	1142	0.2
F 1717	1.3	L 1645	1.2	S 1736	1.4	M 1653	1.3	O 1822	1.4	To 1758	1.5
2310	0.4	2236	0.5	2332	0.4	2250	0.4				
8 0523	1.5	23 0446	1.4	8 0541	1.5	23 0457	1.5	8 0030	0.4	23 0009	0.2
1150	0.2	1112	0.3	1202	0.3	1121	0.2	0631	1.3	0617	1.5
L 1800	1.4	S 1725	1.3	M 1812	1.4	Ti 1736	1.5	To 1237	0.4	F 1227	0.2
2354	0.3	2321	0.4			2337	0.3	1853	1.4	1842	1.6
9 0606	1.6	24 0529	1.5	9 0012	0.3	24 0545	1.6	9 0104	0.4	24 0057	0.2
1229	0.2	1151	0.2	0620	1.5	1203	0.2	0703	1.3	0704	1.5
S 1837	1.5	M 1802	1.5	Ti 1235	0.2	O 1816	1.6	F 1305	0.4	L 1309	0.2
				1845	1.5			1921	1.5	1925	1.7
10 0033	0.3	25 0000	0.3	10 0048	0.3	25 0021	0.2	10 0136	0.4	25 0144	0.1
0645	1.6	0609	1.6	0654	1.5	0629	1.6	0732	1.3	0750	1.5
M 1303	0.2	Ti 1227	0.1	O 1305	0.3	To 1243	0.1	L 1331	0.4	S 1351	0.2
1909	1.5	1838	1.6	1915	1.5	1856	1.6	1949	1.5	2007	1.7
11 0109	0.2	26 0039	0.2	11 0121	0.3	26 0105	0.2	11 0206	0.4	26 0230	0.1
0719	1.6	0648	1.7	0724	1.4	0713	1.6	0801	1.3	0836	1.5
Ti 1334	0.2	O 1304	0.1	To 1331	0.3	F 1323	0.1	S 1358	0.4	M 1433	0.2
1939	1.5	1914	1.6	1942	1.5	1936	1.7	2018	1.5	2050	1.7
12 0141	0.2	27 0118	0.1	12 0151	0.3	27 0149	0.1	12 0237	0.4	27 0316	0.1
0750	1.6	0727	1.7	0753	1.4	0757	1.6	0832	1.3	0921	1.4
O 1402	0.2	To 1341	0.1	F 1356	0.3	L 1403	0.2	M 1427	0.4	Ti 1514	0.3
2007	1.5	1951	1.6	2009	1.5	2017	1.7	2048	1.5	2133	1.7
13 0211	0.3	28 0158	0.1	13 0221	0.4	28 0234	0.1	13 0311	0.4	28 0404	0.2
0818	1.5	0808	1.7	0820	1.3	0842	1.5	0906	1.2	1008	1.3
To 1427	0.3	F 1419	0.1	L 1420	0.4	S 1444	0.2	Ti 1500	0.4	O 1557	0.4
2033	1.4	2030	1.6	2036	1.4	2059	1.6	2123	1.5	2220	1.6
14 0240	0.3	29 0241	0.1	14 0251	0.4	29 0322	0.2	14 0349	0.4	29 0454	0.3
0845	1.4	0851	1.6	0847	1.3	0929	1.4	0946	1.2	1058	1.2
F 1451	0.4	L 1459	0.2	S 1445	0.4	M 1527	0.3	O 1537	0.5	To 1645	0.4
2059	1.4	2110	1.6	2104	1.4	2145	1.6	2202	1.4	2309	1.5
15 0309	0.4	30 0327	0.2	15 0323	0.4	30 0414	0.2	15 0434	0.4	30 0550	0.4
0911	1.3	0936	1.5	0918	1.2	1021	1.3	1033	1.2	1155	1.2
L 1513	0.4	S 1541	0.3	M 1514	0.5	Ti 1614	0.4	To 1622	0.5	F 1739	0.5
2126	1.4	2156	1.5	2136	1.4	2236	1.5	2249	1.4		
						31 0512	0.3				
						1121	1.2				
						O 1708	0.5				
						2335	1.4				

Datum of Predictions = Chart Datum

Tidspunkterne er opgivet i færøsk normaltid (UT). Ved sommertid, skal tidspunkterne øges med 1 time.

39



TRONGISVÁGUR



2017

UT

Juli			August			September		
Tid	m		Tid	m		Tid	m	
1	0006	1.4	16	0552	0.4	1	0125	1.1
	0653	0.5		1203	1.2		0806	0.6
L	1303	1.1	S	1754	0.5	Ti	1437	1.1
	1846	0.6				O	2047	0.7
2	0114	1.3	17	0017	1.4	2	0259	1.1
	0803	0.5		0657	0.4		0929	0.7
S	1422	1.1	M	1315	1.2	O	1604	1.1
	2009	0.7		1910	0.6	To	2223	0.7
3	0230	1.2	18	0132	1.3	3	0423	1.1
	0914	0.5		0812	0.4		1033	0.6
M	1538	1.1	Ti	1435	1.2	To	1703	1.2
	2134	0.6		2037	0.6		2324	0.6
4	0345	1.2	19	0254	1.3	4	0512	1.3
	1015	0.5		0927	0.4		1116	0.4
Ti	1638	1.2	O	1550	1.3	F	1743	1.3
	2243	0.6		2159	0.5			
						L	2357	0.2
5	0446	1.2	20	0412	1.3	5	0004	0.5
	1103	0.5		1032	0.4		0559	1.2
O	1724	1.3	To	1652	1.4	L	1155	0.5
	2336	0.5		2306	0.4		1815	1.4
6	0534	1.2	21	0516	1.4	6	0036	0.5
	1142	0.5		1127	0.3		0632	1.2
To	1802	1.3	F	1745	1.5	S	1226	0.4
							1845	1.4
7	0017	0.5	22	0003	0.3	7	0105	0.4
	0613	1.2		0611	1.5		0702	1.3
F	1215	0.4	L	1215	0.2	M	1256	0.4
	1834	1.4		1832	1.6		1913	1.5
8	0051	0.4	23	0053	0.2	8	0133	0.3
	0646	1.2		0700	1.5		0731	1.3
L	1244	0.4	S	1300	0.2	Ti	1327	0.3
	1904	1.4		1915	1.7		1942	1.6
9	0122	0.4	24	0139	0.1	9	0203	0.2
	0717	1.3		0744	1.5		0803	1.4
S	1313	0.4	M	1341	0.2	O	1357	0.3
	1933	1.5		1957	1.7		2014	1.6
10	0152	0.4	25	0221	0.1	10	0234	0.2
	0748	1.3		0826	1.5		0836	1.4
M	1342	0.3	Ti	1421	0.2	To	1431	0.3
	2002	1.5		2038	1.7		2047	1.6
11	0223	0.3	26	0303	0.1	11	0309	0.2
	0819	1.3		0906	1.4		0911	1.4
Ti	1413	0.3	O	1459	0.2	F	1507	0.3
	2033	1.6		2118	1.7		2124	1.6
12	0256	0.3	27	0345	0.2	12	0346	0.2
	0854	1.3		0946	1.4		0950	1.4
O	1447	0.3	To	1538	0.3	L	1546	0.3
	2107	1.6		2158	1.6		2203	1.6
13	0332	0.3	28	0427	0.3	13	0428	0.3
	0931	1.3		1027	1.3		1033	1.4
To	1524	0.4	F	1618	0.4	S	1631	0.4
	2145	1.5		2239	1.5		2250	1.5
14	0412	0.3	29	0509	0.4	14	0516	0.3
	1014	1.3		1110	1.2		1125	1.3
F	1606	0.4	L	1700	0.5	M	1725	0.4
	2227	1.5		2324	1.4		2346	1.4
15	0458	0.3	30	0557	0.5	15	0616	0.4
	1103	1.2		1200	1.1		1230	1.2
L	1654	0.5	S	1752	0.6	Ti	1837	0.5
	2317	1.4						
			31	0015	1.2			
				0653	0.6			
			M	1306	1.1			
				1903	0.7			
						31	0152	1.0
							0815	0.7
						To	1513	1.1
							2202	0.7

40

Datum of Predictions = Chart Datum
Tidspunkterne er opgivet i færøsk normaltid (UT). Ved sommertid, skal tidspunkterne øges med 1 time.



VÁGUR



2017

UT

Januar			Februar			Marts					
Tid	m	Tid	m	Tid	m	Tid	m	Tid	m		
1	0213 0820 S 1456 2033	16	0253 0858 M 1557 2115	1	0309 0919 O 1551 2139	16	0356 0950 To 1642 2215	1	0215 0816 O 1448 2036	16	0256 0843 To 1527 2106
2	0246 0859 M 1534 2112	17	0333 0940 Ti 1641 2158	2	0357 1008 To 1639 2232	17	0444 1033 F 1726 2310	2	0300 0900 To 1529 2122	17	0336 0918 F 1600 2148
3	0324 0941 Ti 1617 2158	18	0417 1025 O 1729 2248	3	0457 1106 F 1735 2339	18	0545 1128 L 1821	3	0350 0948 F 1615 2213	18	0420 0957 L 1636 2236
4	0409 1030 O 1706 2254	19	0509 1118 To 1827 2354	4	0613 1219 L 1843	19	0023 0709 S 1249 1935	4	0449 1045 L 1706 2315	19	0512 1042 S 1718 2334
5	0506 1132 To 1808	20	0620 1231 F 1938	5	0102 0748 S 1344 2002	20	0146 0851 M 1424 2054	5	0603 1154 S 1809	20	0621 1142 M 1814
6	0006 0626 F 1248 1922	21	0119 0758 L 1404 2053	6	0226 0918 M 1502 2118	21	0256 1006 Ti 1530 2154	6	0033 0733 M 1318 1925	21	0048 0752 Ti 1315 1935
7	0133 0803 L 1409 2040	22	0239 0933 S 1517 2152	7	0335 1030 Ti 1605 2221	22	0348 1053 O 1616 2239	7	0200 0905 Ti 1443 2047	22	0206 0921 O 1445 2058
8	0252 0931 S 1521 2148	23	0337 1035 M 1606 2237	8	0430 1126 O 1657 2312	23	0429 1129 To 1653 2316	8	0315 1018 O 1551 2158	23	0307 1019 To 1543 2159
9	0354 1039 M 1619 2244	24	0421 1118 Ti 1644 2314	9	0518 1213 To 1742 2357	24	0506 1200 F 1728 2350	9	0414 1115 To 1643 2254	24	0356 1059 F 1627 2245
10	0446 1134 Ti 1710 2331	25	0459 1152 O 1718 2346	10	0600 1256 F 1822	25	0542 1230 L 1803	10	0503 1201 F 1727 2342	25	0437 1133 L 1704 2324
11	0532 1222 O 1755	26	0534 1224 To 1751	11	0039 0641 L 1336 1900	26	0023 0619 S 1301 1839	11	0545 1241 L 1805	26	0517 1204 S 1741
12	0015 0615 To 1307 1837	27	0017 0609 F 1254 1824	12	0118 0719 S 1414 1936	27	0057 0657 M 1334 1915	12	0024 0624 S 1318 1841	27	0002 0556 M 1236 1818
13	0055 0657 F 1351 1918	28	0047 0643 L 1325 1859	13	0156 0757 M 1451 2013	28	0135 0735 Ti 1409 1955	13	0103 0700 M 1351 1915	28	0040 0636 Ti 1311 1857
14	0134 0738 L 1433 1957	29	0118 0719 S 1357 1935	14	0234 0834 Ti 1527 2051	14	0140 0734 Ti 1424 1951	14	0140 0734 Ti 1424 1951	29	0121 0716 O 1348 1937
15	0213 0818 S 1515 2036	30	0152 0757 M 1432 2013	15	0314 0911 O 1603 2130	15	0218 0911 O 1456 2027	15	0218 0809 O 1456 2027	30	0204 0759 To 1426 2020
		31	0228 0836 Ti 1510 2054							31	0251 0843 F 1507 2106

42

Datum of Predictions = Chart Datum
Tidspunkterne er opgivet i færøsk normaltid (UT). Ved sommertid, skal tidspunkterne øges med 1 time.



VÁGUR



2017

UT

Juli			August				September				
Tid	m	Tid	m	Tid	m	Tid	m	Tid	m		
1	0657 0.3 1217 0.6 L 1830 0.3	16	0533 0.2 1127 0.6 S 1745 0.3	1	0133 0.6 0822 0.3 Ti 1415 0.6 2108 0.3	16	0100 0.7 0712 0.3 O 1342 0.7 2036 0.2	1	0315 0.5 0933 0.3 F 1532 0.7 2242 0.3	16	0317 0.6 0918 0.2 L 1542 0.8 2247 0.1
2	0105 0.7 0815 0.3 S 1347 0.6 2008 0.3	17	0008 0.7 0638 0.3 M 1248 0.6 1916 0.3	2	0258 0.6 0930 0.3 O 1519 0.7 2220 0.3	17	0223 0.7 0833 0.3 To 1458 0.8 2157 0.2	2	0404 0.6 1024 0.3 L 1616 0.8 2321 0.2	17	0417 0.7 1024 0.2 S 1637 0.9 2337 0.1
3	0234 0.6 0926 0.3 M 1503 0.6 2139 0.3	18	0129 0.7 0754 0.3 Ti 1413 0.7 2053 0.3	3	0354 0.6 1020 0.3 To 1607 0.7 2307 0.3	18	0334 0.7 0945 0.2 F 1600 0.8 2258 0.1	3	0442 0.6 1105 0.2 S 1654 0.8 2352 0.2	18	0506 0.7 1118 0.2 M 1724 0.9
4	0339 0.6 1018 0.3 Ti 1556 0.7 2241 0.3	19	0246 0.7 0909 0.2 O 1522 0.7 2209 0.2	4	0433 0.6 1100 0.2 F 1647 0.8 2344 0.2	19	0431 0.7 1043 0.2 L 1651 0.9 2349 0.1	4	0517 0.7 1140 0.2 M 1730 0.9	19	0021 0.1 0548 0.7 Ti 1203 0.1 1806 1.0
5	0424 0.7 1059 0.2 O 1637 0.7 2326 0.2	20	0351 0.7 1012 0.2 To 1618 0.8 2308 0.1	5	0507 0.7 1134 0.2 L 1722 0.8	20	0519 0.7 1133 0.1 S 1738 1.0	5	0021 0.1 0551 0.7 Ti 1213 0.2 1806 0.9	20	0100 0.1 0625 0.8 O 1245 0.1 1844 1.0
6	0459 0.7 1132 0.2 To 1713 0.8	21	0445 0.8 1103 0.1 F 1707 0.9 2358 0.1	6	0015 0.2 0540 0.7 S 1206 0.2 1757 0.9	21	0034 0.0 0602 0.8 M 1217 0.1 1821 1.0	6	0050 0.1 0624 0.8 O 1246 0.1 1841 1.0	21	0136 0.1 0702 0.8 To 1325 0.1 1921 0.9
7	0003 0.2 0530 0.7 F 1203 0.2 1747 0.9	22	0532 0.8 1149 0.1 L 1752 1.0	7	0045 0.1 0612 0.7 M 1237 0.1 1830 0.9	22	0115 0.0 0642 0.8 Ti 1259 0.1 1901 1.0	7	0121 0.1 0700 0.8 To 1321 0.1 1918 1.0	22	0209 0.1 0737 0.8 F 1404 0.1 1956 0.9
8	0036 0.2 0602 0.7 L 1233 0.1 1821 0.9	23	0045 0.0 0616 0.8 S 1232 0.1 1835 1.0	8	0115 0.1 0646 0.8 Ti 1308 0.1 1905 1.0	23	0155 0.0 0721 0.8 O 1339 0.1 1940 1.0	8	0152 0.1 0737 0.8 F 1357 0.1 1957 1.0	23	0242 0.1 0814 0.8 L 1444 0.1 2030 0.8
9	0107 0.1 0634 0.8 S 1302 0.1 1855 0.9	24	0129 0.0 0658 0.8 M 1313 0.0 1918 1.0	9	0145 0.1 0721 0.8 O 1340 0.1 1941 1.0	24	0233 0.1 0758 0.8 To 1419 0.1 2018 0.9	9	0227 0.1 0816 0.8 L 1439 0.1 2038 0.9	24	0315 0.2 0851 0.8 S 1524 0.2 2106 0.8
10	0139 0.1 0708 0.8 M 1332 0.1 1930 0.9	25	0212 0.0 0739 0.8 Ti 1354 0.0 1959 1.0	10	0218 0.1 0757 0.8 To 1414 0.1 2018 0.9	25	0311 0.1 0836 0.8 F 1500 0.1 2057 0.9	10	0305 0.1 0858 0.8 S 1524 0.1 2123 0.9	25	0347 0.2 0933 0.8 M 1608 0.2 2142 0.7
11	0210 0.1 0742 0.8 Ti 1402 0.1 2006 0.9	26	0254 0.1 0818 0.8 O 1435 0.1 2040 1.0	11	0252 0.1 0835 0.8 F 1451 0.1 2059 0.9	26	0348 0.2 0916 0.7 L 1542 0.2 2136 0.8	11	0346 0.1 0945 0.8 M 1618 0.2 2214 0.8	26	0421 0.2 1018 0.7 Ti 1657 0.3 2224 0.6
12	0243 0.1 0818 0.8 O 1433 0.1 2042 0.9	27	0337 0.1 0900 0.7 To 1517 0.1 2123 0.9	12	0329 0.1 0917 0.8 L 1534 0.2 2143 0.9	27	0426 0.2 1000 0.7 S 1630 0.2 2217 0.7	12	0433 0.2 1040 0.8 Ti 1724 0.2 2315 0.7	27	0500 0.3 1112 0.7 O 1800 0.3 2317 0.6
13	0318 0.1 0855 0.7 To 1508 0.2 2122 0.9	28	0421 0.2 0942 0.7 F 1602 0.2 2207 0.8	13	0411 0.2 1004 0.7 S 1627 0.2 2234 0.8	28	0507 0.3 1051 0.7 M 1727 0.3 2306 0.6	13	0528 0.2 1149 0.8 O 1845 0.2	28	0549 0.3 1221 0.7 To 1924 0.4
14	0356 0.2 0936 0.7 F 1548 0.2 2206 0.8	29	0508 0.2 1030 0.7 L 1652 0.2 2257 0.7	14	0500 0.2 1102 0.7 M 1733 0.2 2339 0.7	29	0557 0.3 1156 0.7 Ti 1843 0.3	14	0033 0.6 0636 0.3 To 1312 0.8 2019 0.2	29	0039 0.5 0703 0.3 F 1340 0.7 2100 0.3
15	0439 0.2 1025 0.7 L 1637 0.2 2300 0.8	30	0601 0.3 1130 0.6 S 1757 0.3	15	0600 0.2 1216 0.7 Ti 1900 0.3	30	0017 0.5 0703 0.3 O 1318 0.7 2023 0.4	15	0200 0.6 0758 0.3 F 1435 0.8 2143 0.2	30	0220 0.5 0832 0.3 L 1448 0.7 2207 0.3
		31	0003 0.6 0706 0.3 M 1248 0.6 1927 0.3			31	0156 0.5 0824 0.3 To 1434 0.7 2149 0.3				

44

Datum of Predictions = Chart Datum
Tidspunkterne er opgivet i færøsk normaltid (UT). Ved sommertid, skal tidspunkterne øges med 1 time.



Høj- og lavvandstidspunkter samt tilhørende tidevandshøjder for sekundærhavne

The times of high and low water and corresponding tidal heights for secondary ports

De anførte tidsforskelle skal adderes til primærhavnens tidspunkter for højvande (HW) og lavvande (LW).

MHWS: Middelspringtidshøjvande

MHWN: Middelnøptidshøjvande

MLWS: Middelspringtidslavvande

MLWN: Middelnøptidslavvande

* : Ingen data

The stated time differences shall be added to the times for high water (HW) and low water (LW) of the primary port.

MHWS: Mean High Water Springs

MHWN: Mean High Water Neaps

MLWS: Mean Low Water Springs

MLWN: Mean Low Water Neaps

* : No data

Havn Port	Nr. No.	Position Position		Tidsforskelle Time differences		Højder (m) Heights (m)				
		N	W	HW	LW	MHWS	MHWN	MLWN	MLWS	
<i>Primærhavn/ Primary port:</i>										
<i>Trongisvågur</i>	800	61 33	06 49	-	-	1.5	1.1	0.6	0.2	
<i>Højdeforskelle (m) Height differences (m)</i>										
Fuglafjörður	786	62 14	06 48	*	*	+0.4	+0.2	+0.3	0.0	
Gøtúvík	787	62 12	06 44	*	*	-0.3	-0.2	-0.1	0.0	
Hvannasund	780	62 18	06 31	*	*	0.0	0.0	+0.1	0.0	
Midvágur	796	62 03	07 11	*	*	+0.4	+0.4	0.0	0.0	
Nordskáli	784	62 13	07 00	*	*	+0.7	+0.6	+0.2	0.0	
Oyndarfjörgur	785	62 17	06 50	*	*	+0.4	+0.2	+0.3	0.0	
Skopun	798	61 54	06 52	*	*	+0.5	+0.4	+0.2	0.0	
Vestmanna	793	62 09	07 10	+0105	+0105	+0.7	+0.6	+0.2	0.0	



Harmoniske tidevandskonstituentter

Harmonic tidal constituents

De harmoniske tidevandskonstituentter er angivet som amplitude, H (m), og fasevinkel, g (grader). Tidevandstabellerne er baseret på flere konstituentter end her anført.

The harmonic tidal constituents are stated as amplitude, H (m), and phase angle, g (degrees). The tide tables are based on more constituents than stated here.

Havn Port	Konstanter	O ₁	K ₁	M ₂	S ₂
	Constants				
Eidi	H (m)	0.077	0.095	0.613	0.212
	g (grader)	15.0	163.0	253.0	286.0
Kirkjubøur	H (m)	0.062	0.068	0.311	0.126
	g (grader)	45.0	137.0	191.0	222.0
Klaksvík	H (m)	0.086	0.073	0.354	0.112
	g (grader)	30.0	171.0	274.0	309.0
Leirvík	H (m)	0.083	0.082	0.438	0.154
	g (grader)	20.9	168.7	275.3	307.4
Sandur	H (m)	0.054	0.070	0.495	0.204
	g (grader)	33.4	136.7	192.3	228.4
Sørvágur	H (m)	0.057	0.095	0.697	0.261
	g (grader)	15.0	143.0	211.0	245.0
Tórshavn	H (m)	0.073	0.043	0.104	0.056
	g (grader)	53.0	142.0	201.0	218.0
Trongisvágur	H (m)	0.060	0.079	0.450	0.20
	g (grader)	12.0	140.7	202.6	236.3
Vágur	H (m)	0.057	0.058	0.272	0.113
	g (grader)	52.0	140.0	192.0	222.0



Tidspunkter for strømskifte (Vest- og Østfaldsskifte)

Times of tidal current changes (Vest- and Østfaldsskifte)

Sted	Nr.	Position	Tidskonstant fra HV Trongisvágur til lokalt Vestfaldsskifte		Strømmens omtrentlige retning		
Place	No.	Position	Time constant from HW Trongisvágur to local Vestfaldsskifte		Approximate current direction		
		Nord North	Vest West	t h	m m	Vestfald	Østfald
Fuglafjörður	250	62 14	06 46	+1	00	NW	SE
Haraldssund	251	62 20	06 38	+0	15	NNW	SSE
Hestefjörður	252	61 58	06 51	-0	45	NW	SE
Kalsoyarfjörður	253	62 19	06 40	+1	15	NW	SSE
Hvannasund	254	62 20	06 33	-0	15	NNW	SSE
Leirvíksfjörður	255	62 13	06 40	+0	15	NW	SE
Mjóvanes	256	62 07	06 33	-2	45	SW	NE
Mykinesfjörður	257	62 07	07 30	+3	00	NNW	SSE
Nólsoyarfjörður	258	62 00	06 42	-3	45	S*	NE
Skopunarfjörður	259	61 55	06 52	-1	45	WNW	ESE
Skúvoyarfjörður	260	61 48	06 46	-1	00	NW	SE
Sundini	261	62 09	06 53	-0	45	NW	SE
Svínoyarfjörður	262	62 16	06 25	+1	15	N	S
Suduroyarfjörður	263	61 40	06 48	-0	10	NW	SE
Vestmannasund	264	62 07	07 08	+2	00	NW	SE
Vágafjörður	265	62 02	07 05	0	00	WNW	E

*) I Nólsoyarfjörður varer Vestfaldet ca. 8 timer 30 min., og Østfaldet ca. 4 timer 30 min. I de øvrige fjorde sætter hovedstrømmen gennemsnitlig 6 timer 15 min. hver vej.

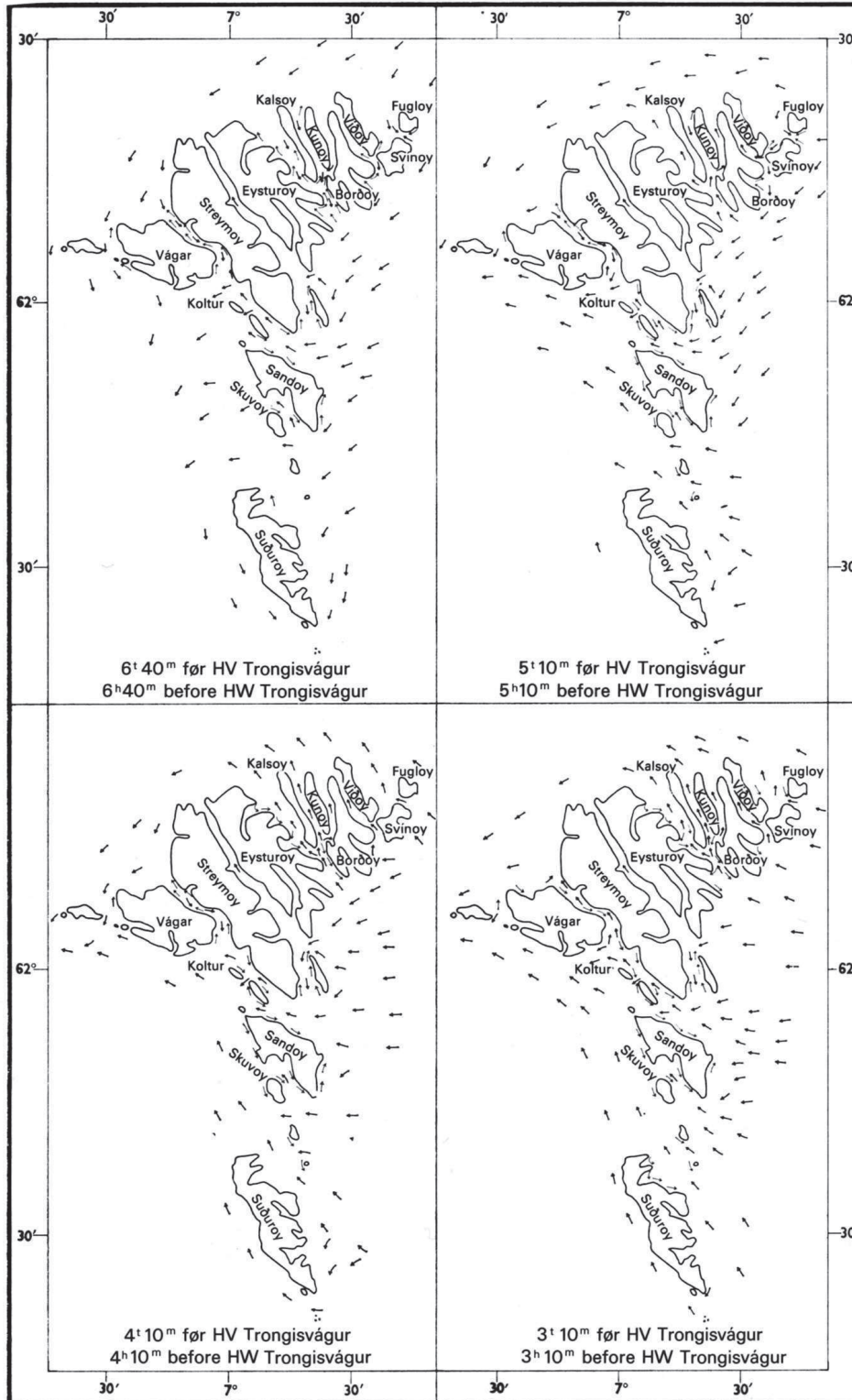
*) In Nólsoyarfjörður the Vestfald is approx. 8 hours 30 min., and the Østfald is approx. 4 hours 30 min. In the remaining fjords the main current runs on the average 6 hours 15 min. each way.



Tidevandsstrømkort

(1)

Tidal current atlas

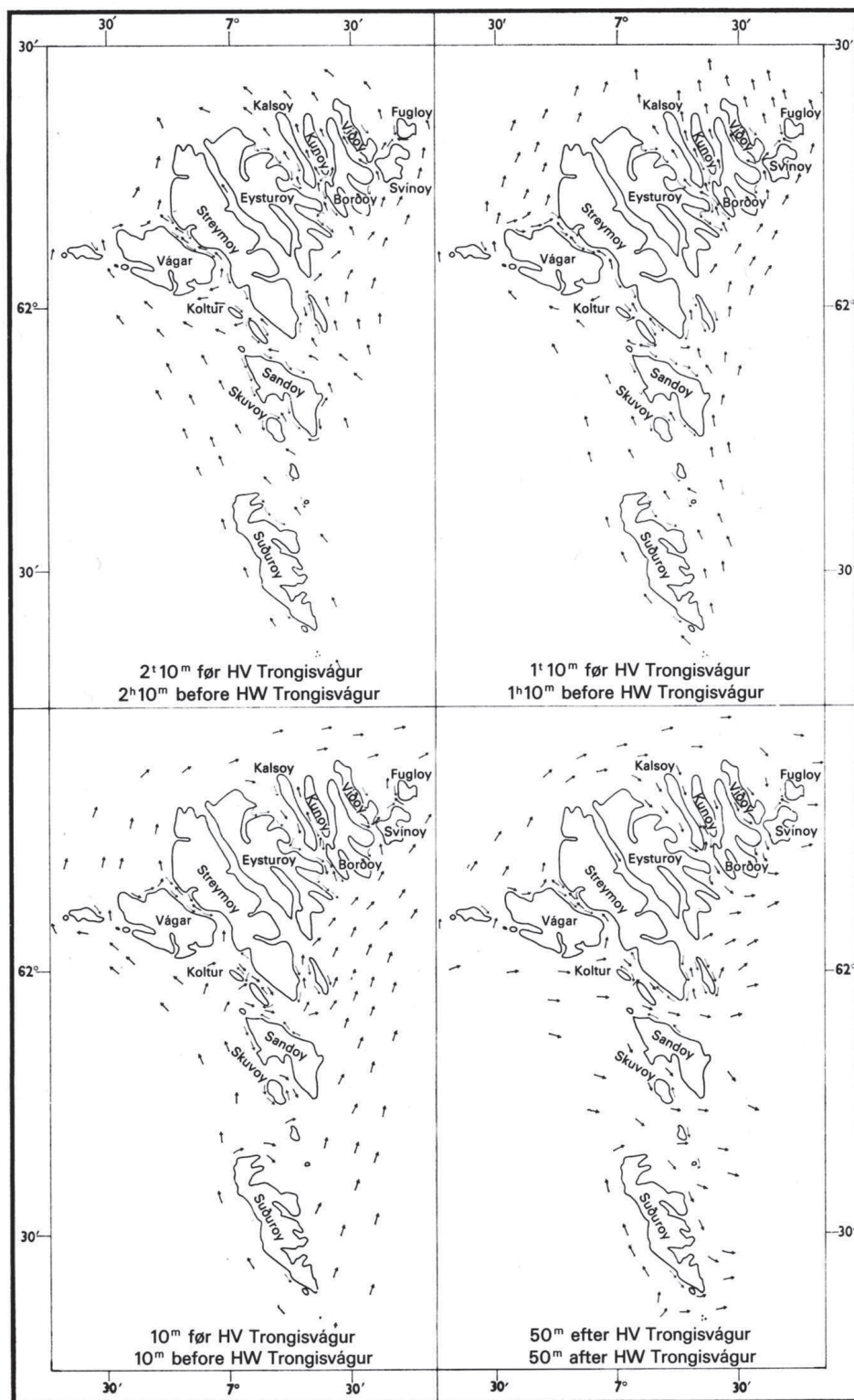




Tidevandsstrømkort

(2)

Tidal current atlas

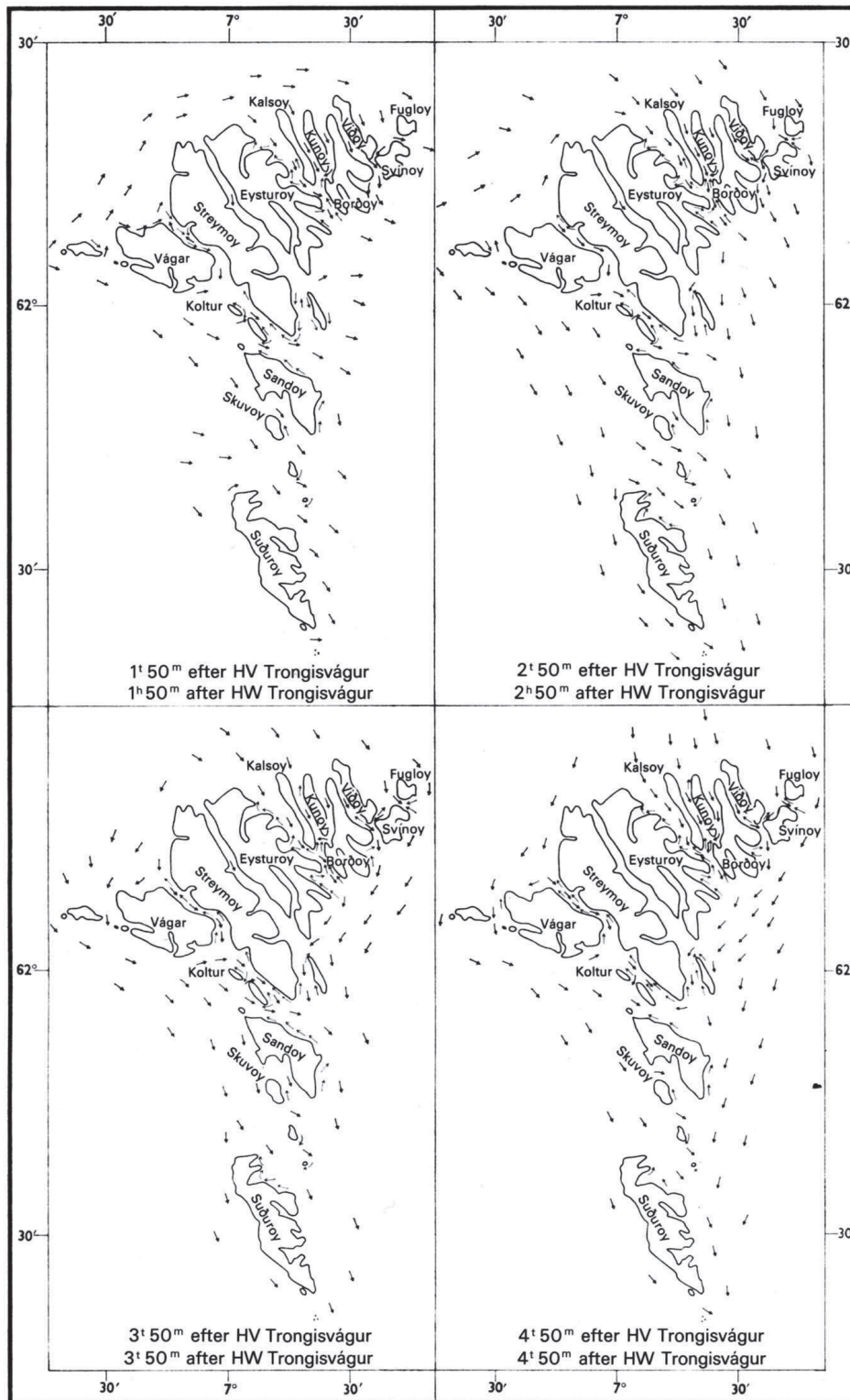




Tidevandsstrømkort

(3)

Tidal current atlas





Omtrentlig tidevandshøjde på tidspunkter mellem høj- og lavvande

Til bestemmelse af omtrentlig tidevandshøjde på tidspunkter mellem høj- og lavvande benyttes interpolationstabellen side 54. Denne tabel er baseret på antagelsen om, at tidevandets stigen og falden har form som en simpel sinus kurve.

Forklaring

I tidevandstabellerne på forgående sider findes tidspunkt og højde for det nærmest forudgående vandstandsextremum, dvs. enten højvande eller lavvande. Find tidspunkt og højde for det nærmest efterfølgende vandstandsextremum (dvs. lavvande, hvis det nærmest forudgående ekstremum er et højvande, og højvande, hvis det nærmest forudgående ekstremum er et lavvande).

Beregn højdeforskellen mellem de to vandstandsextremer, tidsforskellen mellem de to vandstandsextremer, samt tidsforskellen mellem det nærmeste højvande og det ønskede tidspunkt. Fra de to beregnede tidsforskelle findes et tal mellem 0.00 og 1.00 i interpolationstabellen. Gang dette tal med tal med højdeforskellen mellem de to vandstandsextremer. Læg resultatet til højden for det nærmeste lavvande for at få den ønskede tidevandshøjde. Dette sidste tal (lodsudskorrekturen) skal lægges til dybden i søkortet for at give dybden på det ønskede tidspunkt.

Hvis det (de) til en given højde svarende tidspunkt(er) ønskes, skal beregningerne gennemføres i modsat rækkefølge.

Eksempel

Find højden af tidevandet til tidspunktet 0930 i en havn den 18. oktober. Antag at tidevandstabellen for den pågældende havn giver følgende oplysninger:

	Tid	m
18	0225	0.3
	0828	3.1
F	1420	0.6

Det nærmest forudgående vandstandsextremum er et højvande. Højdeforskellen mellem dette og det nærmest efterfølgende lavvande er 2.5 m, og tidsforskellen er 0552. Tidsforskellen mellem det nærmeste højvande og det ønskede tidspunkt er 0102. I tabellen side 76 findes ud fra disse to tidsforskelle tallet 0.93. Dette tal ganget med 2.5 m giver 2.3 m. Resultatet lægges til lavvandshøjden 0.6 m, hvilket giver den ønskede tidevandshøjde lig med 2.9 m.



Approximate tidal height at times between high and low water

For determination of the approximate height at times between high and low water the interpolation table on page 54 is used. This table is based on the assumption that the rise and fall of the tide takes the shape of a simple sine curve.

Explanation

In the tide tables on the previous pages, find the time and height of the preceding water level extreme, i.e. high or low water. Find also the time and height of the next water level extreme (i.e. low water if the preceding extreme is a high water and high water if the preceding extreme is a low water).

Calculate the height difference between the two extremes, the time difference between the two extremes, and also the time difference between the nearest high water and the time required. From these two calculated time differences, a number between 0.00 and 1.00 is found in the interpolation table. Multiply this number by the height difference between the two water level extremes. Add the result to the height of the nearest low water to give the required tidal height.

This last figure (sounding correction) should be added to the charted depth to give the depth at the time required.

To obtain the time corresponding to a given height reverse the calculations.

Example

Find the tidal height at 0930 at a port on 18 October.

Assume that the tide table for the required port gives the following information:

	Time	m
18	0225	0.3
	0828	3.1
F	1420	0.6

The preceding water level extreme is a high water. The height difference between this high water and the next low water is 2.5 m, and the time difference is 0552. The time difference between the nearest high water and the required time is 0102. In the table on page 76 using these two time differences the figure 0.93 is found which multiplied by 2.5 m gives 2.3 m. This result should be added to the low water height 0.6 m to obtain the required tidal height equal to 2.9 m.



Tidsforskel mellem nærmeste forudgående og nærmest efterfølgende vandstandsextremum
Time difference between preceding and next water level extreme

	0500	0510	0520	0530	0540	0550	0600	0610	0620	0630	0640	0650	0700	0710	0720	0730
0010	1.00	1.00	1.00	1.00	1.00	1.00	1.00	1.00	1.00	1.00	1.00	1.00	1.00	1.00	1.00	1.00
0020	0.99	0.99	0.99	0.99	0.99	0.99	0.99	0.99	0.99	0.99	0.99	0.99	0.99	0.99	0.99	0.99
0030	0.98	0.98	0.98	0.98	0.98	0.98	0.98	0.98	0.98	0.98	0.99	0.99	0.99	0.99	0.99	0.99
0040	0.96	0.96	0.96	0.96	0.97	0.97	0.97	0.97	0.97	0.97	0.98	0.98	0.98	0.98	0.98	0.98
0050	0.93	0.94	0.94	0.94	0.95	0.95	0.95	0.96	0.96	0.96	0.96	0.96	0.97	0.97	0.97	0.97
0100	0.90	0.91	0.92	0.92	0.93	0.93	0.93	0.94	0.94	0.94	0.95	0.95	0.95	0.95	0.95	0.96
0110	0.87	0.88	0.89	0.89	0.90	0.90	0.91	0.91	0.92	0.92	0.93	0.93	0.93	0.94	0.94	0.94
0120	0.83	0.84	0.85	0.86	0.87	0.88	0.88	0.89	0.89	0.90	0.90	0.91	0.91	0.92	0.92	0.92
0130	0.79	0.81	0.82	0.83	0.84	0.85	0.85	0.86	0.87	0.87	0.88	0.89	0.89	0.90	0.90	0.90
0140	0.75	0.76	0.78	0.79	0.80	0.81	0.82	0.83	0.84	0.85	0.85	0.86	0.87	0.87	0.88	0.88
0150	0.70	0.72	0.74	0.75	0.76	0.78	0.79	0.80	0.81	0.82	0.82	0.83	0.84	0.85	0.85	0.86
0200	0.65	0.67	0.69	0.71	0.72	0.74	0.75	0.76	0.77	0.78	0.79	0.80	0.81	0.82	0.83	0.83
0210	0.60	0.63	0.65	0.66	0.68	0.70	0.71	0.73	0.74	0.75	0.76	0.77	0.78	0.79	0.80	0.81
0220	0.55	0.58	0.60	0.62	0.64	0.65	0.67	0.69	0.70	0.71	0.73	0.74	0.75	0.76	0.77	0.78
0230	0.50	0.53	0.55	0.57	0.59	0.61	0.63	0.65	0.66	0.68	0.69	0.70	0.72	0.73	0.74	0.75
0240	0.45	0.47	0.50	0.52	0.55	0.57	0.59	0.61	0.62	0.64	0.65	0.67	0.68	0.70	0.71	0.72
0250	0.40	0.42	0.45	0.48	0.50	0.52	0.54	0.56	0.58	0.60	0.62	0.63	0.65	0.66	0.67	0.69
0300	0.35	0.37	0.40	0.43	0.45	0.48	0.50	0.52	0.54	0.56	0.58	0.60	0.61	0.63	0.64	0.65
0310	0.30	0.33	0.35	0.38	0.41	0.43	0.46	0.48	0.50	0.52	0.54	0.56	0.57	0.59	0.61	0.62
0320	0.25	0.28	0.31	0.34	0.36	0.39	0.41	0.44	0.46	0.48	0.50	0.52	0.54	0.55	0.57	0.59
0330	0.21	0.24	0.26	0.29	0.32	0.35	0.37	0.39	0.42	0.44	0.46	0.48	0.50	0.52	0.54	0.55
0340	0.17	0.19	0.22	0.25	0.28	0.30	0.33	0.35	0.38	0.40	0.42	0.44	0.46	0.48	0.50	0.52
0350	0.13	0.16	0.18	0.21	0.24	0.26	0.29	0.31	0.34	0.36	0.38	0.40	0.43	0.45	0.46	0.48
0400	0.10	0.12	0.15	0.17	0.20	0.22	0.25	0.27	0.30	0.32	0.35	0.37	0.39	0.41	0.43	0.45
0410	0.07	0.09	0.11	0.14	0.16	0.19	0.21	0.24	0.26	0.29	0.31	0.33	0.35	0.37	0.39	0.41
0420	0.04	0.06	0.08	0.11	0.13	0.15	0.18	0.20	0.23	0.25	0.27	0.30	0.32	0.34	0.36	0.38
0430	0.02	0.04	0.06	0.08	0.10	0.12	0.15	0.17	0.19	0.22	0.24	0.26	0.28	0.30	0.33	0.35
0440	0.01	0.02	0.04	0.06	0.07	0.10	0.12	0.14	0.16	0.18	0.21	0.23	0.25	0.27	0.29	0.31
0450	0.00	0.01	0.02	0.04	0.05	0.07	0.09	0.11	0.13	0.15	0.18	0.20	0.22	0.24	0.26	0.28
0500	0.00	0.00	0.01	0.02	0.03	0.05	0.07	0.09	0.11	0.13	0.15	0.17	0.19	0.21	0.23	0.25
0510		0.00	0.00	0.01	0.02	0.03	0.05	0.06	0.08	0.10	0.12	0.14	0.16	0.18	0.20	0.22
0520			0.00	0.00	0.01	0.02	0.03	0.04	0.06	0.08	0.10	0.11	0.13	0.15	0.17	0.19
0530				0.00	0.01	0.02	0.03	0.04	0.06	0.07	0.09	0.11	0.13	0.15	0.17	0.19
0540					0.00	0.01	0.02	0.03	0.04	0.05	0.07	0.09	0.10	0.12	0.14	0.17
0550						0.00	0.01	0.02	0.03	0.04	0.05	0.07	0.08	0.10	0.12	0.14
0600							0.00	0.01	0.01	0.02	0.04	0.05	0.06	0.08	0.10	0.12
0610								0.00	0.01	0.01	0.02	0.03	0.05	0.06	0.08	0.10
0620									0.00	0.01	0.01	0.02	0.03	0.05	0.06	0.08
0630										0.00	0.01	0.01	0.02	0.03	0.04	0.06
0640											0.00	0.01	0.01	0.02	0.03	0.04
0650												0.00	0.01	0.01	0.02	0.03
0700													0.00	0.00	0.01	0.01
0710														0.00	0.00	0.00
0720															0.00	0.00
0730																0.00

Tidsforskel mellem nærmeste højvande og det ønskede tidspunkt
Time difference between nearest high water and the time required