

DANISH METEOROLOGICAL INSTITUTE

MINISTRY OF TRANSPORT

TECHNICAL REPORT

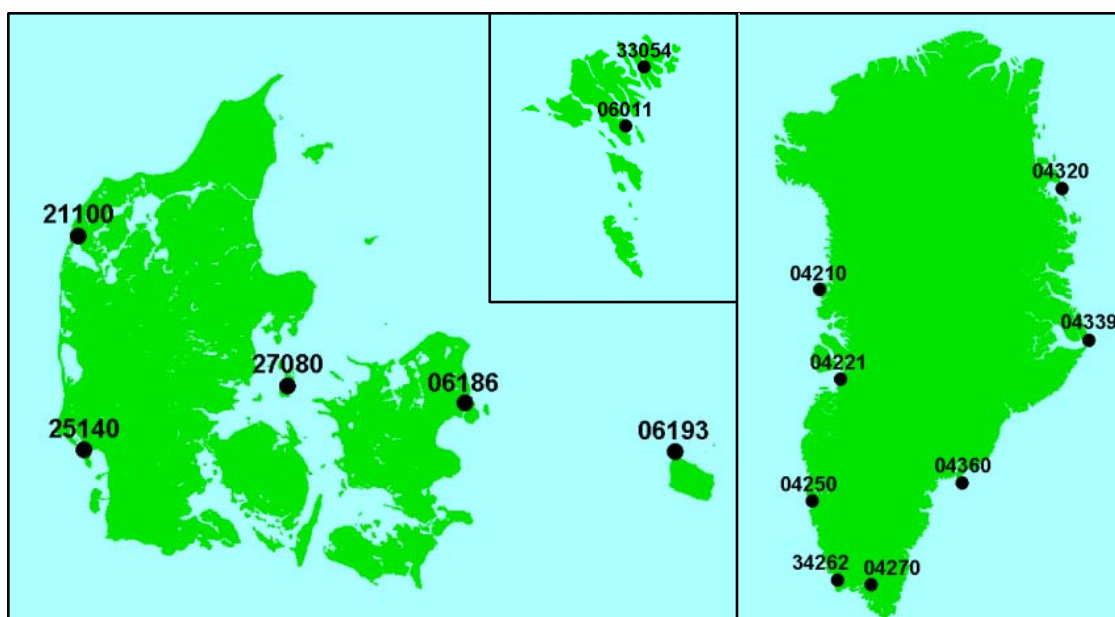
03-26

DMI Monthly Climate Data Collection 1860-2002, Denmark, Faroe Island and Greenland

An update of:
NACD, REWARD, NORDKLIM and NARP
datasets

Version 1

Peter Viskum Jørgensen & Ellen Vaarby Laursen



COPENHAGEN 2003

Copyright: © Danish Meteorological Institute 2003

Danish Meteorological Institute
Lyngbyvej 100
DK-2100 Copenhagen
Denmark

Phone: +45 39 15 75 00

Fax: +45 39 27 10 80

E-mail: dmi@dmi.dk

Internet: www.dmi.dk

It is allowed to copy and extract from the publication with a specification of the source material.

ISSN 0906-897X
ISSN (ONLINE) 1399-1388

This DMI Technical Report (pdf-format) and accompanying dataset (ASCII format) may be downloaded from the publication part of the Internet home site of the Danish Meteorological Institute: www.dmi.dk look for 'publications', look for 'Technical Reports'.

List of Content

1. Foreword	4
2. Introduction	5
3. Data dictionary	6
4. Data Overview.....	7
5. Station Catalogue.....	11
5.1 History.....	11
5.2 Maps.....	14
6. Description of data series.....	16
6.1 Hammerodde Fyr (HAMM) – 06193.....	16
6.2 Vestervig (VEST) – 21100	19
6.3 Nordby (NORD) – 25140	22
6.4 Tranbjerg (TRAN) – 27080	25
6.5 København (KOEB)- 06186	28
6.6 Torshavn (TORS) - 06011	31
6.7 Strond Kraftstation (STRO) - 33054.....	34
6.8 Upernavik (UPER) - 04210	35
6.9 Ilulissat (ILUL) - 04221	38
6.10 Nuuk (NUUK) - 04250	41
6.11 Ivittut – (IVIT) - 34262 (Previous part of Narsarsuaq series)	44
6.12 Narsarsuaq (NARS) - 04270	46
6.13 Danmarkshavn (DANM) - 04320	49
6.14 Illoqqortoormiut (ILLO) - 04339	52
6.15 Tasiiliaq (TASI) - 04360.....	55
7. Data files description.....	58
8. References.....	59

Appendix: Page 61-66

1. Foreword

The current version 1 (November 2003) replaces the previously released preliminary report: (Jørgensen 2002). This was published in June 2002 for reviewing among the Nordic NARP/NORDKLIM project participants before and during a project meeting in Oslo 24.+25 June 2002.

The time series that are referred to in this report have been constructed by a number of persons. Their names and initials/abbreviations are: Poul Frich (PF), John Cappelen (JC), Ellen Vaarby Laursen (EVL), Rikke Sjølin Thomsen (RST), Bent Vraae Jørgensen (BVJ) and Lotte Slinging Stannius (LSS).

Time series are referred to by their **creator** (abbreviations seen above) and **the number** they have in the DMI time series database.

Therefore, time series “**PF-TS353**” means a time series created by Poul Frich with number 353 in the time series database.

24 November 2003

Peter Viskum Jørgensen & Ellen Vaarby Laursen.
Weather and Climate Information Division

2. Introduction

The present report is a *collection* of **monthly data** from **Danish, Faroe and Greenlandic stations**. Some of the data for these stations have previously been published in Nordic climate projects like NACD (North Atlantic Climatological Dataset, see (Frich et al. 1996)), REWARD (Relating Extreme Weather to Atmospheric circulation using a Regionalised Dataset, see (Drebs et al. 1998)), NORDKLIM (Nordic Co-operation within Climate activities, see NORDKLIM project homepage: http://www.smhi.se/hfa_coord/nordklim/) and NARP (Nordic Arctic Research Programme, see NARP project homepage: <http://thule.oulu.fi/narp/>).

The report contains 3 different datasets:

1) Recommended:

This is the collection of monthly data that DMI recommends for the stations in question. It is being used within the Nordic climatological projects (NARP/NORDKLIM), and represents an effort to make a well-documented and reproducible dataset with some of the missing values filled by interpolation or regression with one or more neighbouring stations. Some of the data used have previously been published in DMI Technical Reports and some are unpublished. The reference ‘NARP1’ refers to the ‘NARP dataset version 1’ available from <http://projects.dnmi.no/~narp/> since 2000. This dataset consists of the relevant old NACD and REWARD data updated with observed monthly values.

2) Observed:

The *Observed* dataset is based strictly on the values available in the “monthly” database at DMI. The values in “monthly” represent the raw observations, which have to fulfil certain criteria in terms of frequency etc, in order for arithmetic means, maximums, minimums etc. to be calculated depending on element number. This dataset was created as a baseline, since many of the time-series previously published (for instance in connection with the NACD and REWARD projects) represent adjusted data, which are not very well documented.

3) Previous:

In the third dataset, *Previous*, the time-series generated earlier (named PF-TSxx) primarily in connection with NACD and REWARD, is collected. These time-series are quite complete for the period 1890 – 1995 (mainly), and many holes has been filled compared to the observed dataset. The missing values were replaced according to best climatological judgement, but the precise method was not always recorded.

The data parameters include Mean Temperature, Minimum Temperature, Maximum Temperature, Pressure, Precipitation, Maximum Daily Precipitation, Number of days with Snow and Cloud Cover (see data dictionary next section).

Special Remarks:

1) Months are referred to by *year/month number* (ex. 1981/03 = March 1981).

2) The criteria used here for calculating a valid monthly value is that **measurements from more than 21 days** are present in that month, so the number of daily values are ranging 22-31.

3. Data dictionary

Element numbers					
Number	Abbr.	Element	Method	Power	Unit
101	T	Mean temperature	mean	-1	C
111	Tx	Mean maximum temperature	mean	-1	C
112	Th	Highest maximum temperature	max	-1	C
121	Tn	Mean minimum temperature	mean	-1	C
122	Tl	Lowest minimum temperature	min	-1	C
401	P	Mean pressure	mean	-1	hPa
601	R	Precipitation sum	sum	-1	mm
602	Rx	Maximum daily precipitation	max	-1	mm
701	DSC	No. of days with snow cover (> 50 % covered)	sum	0	days
801	N	Mean cloud cover	mean	0	%

Table 3-1. Element numbers in use in this report. ‘Method’ specifies whether the element is a sum, a mean, an extreme or other. The units of the monthly values specified by the element number is the unit specified in ‘unit’ times 10 raised to the power specified in ‘power’. The DMI system of element numbers contains more than the shown elements: At the moment (June 2003) there are 243 entries.

4. Data Overview

Station Overview

	COUNTRY	STATION	ST.NO	NACD	REWARD	NORDKLIM	NARP
1	DK	Hammerodde Fyr	06193	X	X	X	
2	DK	Vestervig	21100	X	X	X	
3	DK	Nordby	25140	X	X	X	
4	DK	Tranebjerg	27080	X	X	X	
5	DK	København	06186 ^{*)}	X	X	X	
6	FR	Torshavn	06011	X	X	X	X
7	FR	Strond Kraftstation	33054				X
8	GR	Upernavik	04210	X	X		X
9	GR	Illulissat	04221 ^{**)}	X	X		X
10	GR	Nuuk	04250	X	X		X
11	GR	Ivittuut/Narsarsuaq	04270 ^{***)}	X	X		X
12	GR	Danmarkshavn	04320	X	X		X
13	GR	Illoqqortoormiut	04339	X	X		X
14	GR	Tassilaq	04360	X	X		X

^{*)} In data set versions before app. 2000 the series was listed as no. 30380

^{**)} In data set versions before app. 2000 the series was listed as no. 04216

^{***)} In data set versions before app. 2000 the whole series was listed as 04270, whereas now the series is split into the parts originating (until and including 1960) from 34262 Ivittuut and (since 1961) 04279 Narsarsuaq Airport.

Dataset Periods and Elements

NACD 1890 - 1990 : Elements 101, 401, 601, 701 and 801.

REWARD 1873 - 1995: Elements 111, 112, 121, 122, 602

NORDKLIM & NARP 1873-2001: Elements 101, 111, 112, 121, 122, 401, 601, 602, 701 & 801

In the following tables an overview of the three datasets (Recommended, Observed and Previous) is given in the form of tables showing the data series extension for each element and the number of holes/missing months for each station and each element.

DATASET 1 : RECOMMENDED

Period & No. Missing Months

	Station \ Element	101	111	112	121	122	401	601	602	701	801	Total
1	HAMM-06193	1873-2002 0	1875-2002 0	1874-2002 2	1873-2002 0	1873-2002 0	1873-2002 0	1873-2002 0	1873-2002 0	1939-2002 2	1873-2002 1	5
2	VEST-21100	1874-2002 0	1875-2002 1	1875-2002 0	1875-2002 0	1875-2002 0	1874-2002 0	1874-2002 0	1874-2002 0	1939-2000 0	1874-2002 0	1
3	NORD-25140	1872-2002 0	1875-2002 0	1874-2002 0	1875-2002 0	1875-2002 0	1872-2002 5	1872-2002 0	1872-2002 0	1957-2002 0	1872-2002 0	5
4	TRAN-27080	1873-2002 0	1873-2002 4	1873-2002 3	1873-2002 2	1873-2002 2	NA	1873-2002 0	1873-2002 0	1949-2000 0	1873-2000 0	11
5	KOEB-06186	1860-2002 0	1861-2002 0	1861-2002 0	1861-2002 0	1861-2002 0	NA	1860-2002 0	1860-2002 0	1938-2002 0	1861-2002 0	0
6	TORS-06011	1890-2002 0	1873-2002 0	1873-2002 0	1873-2002 0	1873-2002 0	1890-2002 7	1890-2002 0	1890-2002 0	1939-2002 0	1890-2002 0	7
7	STRO-33054	NA	NA	NA	NA	NA	NA	1932-2002 0	1932-2002 6	NA	NA	6
8	UPER-4210	1873-2001 0	1890-2001 244	1890-2001 248	1890-2001 226	1890-2001 229	1890-2001 145	1890-1980 119	1950-1980 1	1938-1980 0	1890-1980 46	1258
9	ILUL-4221	1873-2002 1	1895-2002 104	1890-2002 120	1890-2002 111	1890-2002 125	1890-2002 70	1890-1984 14	1890-1984 10	1938-1981 1	1890-1978 4	560
10	NUUK-4250	1890-2002 9	1890-2002 31	1890-2002 35	1890-2002 50	1890-2002 63	1890-2002 262	1890-2002 78	1922-2002 2	1942-1981 0	1890-2002 24	554
11A	IVIT - 34262	1873-1960 0	1890-1960 50	1890-1960 50	1890-1960 25	1890-1960 25	1890-1960 26	1890-1960 27	1890-1960 15	1938-1960 12	1890-1960 26	256
11B	NARS-4270	1961-2002 2	1961-2002 0	1961-2002 2	1961-2002 0	1961-2002 3	1961-2002 0	1961-2002 0	1961-2002 0	1961-1999 41	1961-2002 2	50
12	DANM-4320	1949-2002 6	1949-2002 6	1949-2002 6	1949-2002 5	1949-2002 6	1949-2002 6	1949-2002 7	1949-2002 5	1958-1981 5	1949-2002 6	58
13	ILLO-4339	1924-2002 42	1925-2002 193	1925-2002 190	1950-2002 146	1950-2002 147	1924-2002 74	1950-2002 2	1950-2002 0	NA	1924-2002 43	837
14	TASI-4360	1895-2002 14	1898-2002 12	1895-2002 17	1895-2002 24	1895-2002 25	1895-2002 57	1898-2002 21	1898-2002 17	1958-1978 0	1895-2002 14	201
	TOTAL	74	645	673	589	625	652	268	56	61	166	3.809

Series Complete

Small Holes: <= 12 months missing

Large holes: > 12 months missing


*) NA = Not Available

DATASET 2 : OBSERVED

Period & No. Missing Months

	Station \ Element	101	111	112	121	122	401	601	602	701	801	Total
1	HAMM-06193	1954-2002 1	1954-2002 1	1954-2002 1	1954-2002 1	1954-2002 1	1978-2002 10	1954-2002 0	1954-2002 1	1958-2002 34	1954-2002 7	57
2	VEST-21100	1874-2002 3	1875-2002 5	1875-2002 4	1875-2002 4	1875-2002 4	1874-1986 0	1874-2002 0	1874-2002 3	1939-2000 91	1874-1999 2	116
3	NORD-25140	1872-2002 3	1875-2002 4	1874-2002 4	1875-2002 4	1875-2002 4	1872-2002 5	1872-2002 1	1872-2002 1	1957-2000 83	1872-1999 3	112
4	TRAN-27080	1873-2002 4	1873-2002 8	1873-2002 7	1873-2002 6	1873-2002 6	NA	1873-2000 3	1873-2000 3	1949-2000 65	1873-1999 9	111
5	KOEB-06186	1860-2002 0	1861-2002 1	1861-2002 1	1861-2002 1	1861-2002 1	NA	1860-1995 0	1860-1995 1	1938-1996 81	1861-1995 1	87
6	TORS-06011	1953-2002 5	1953-2002 5	1953-2002 5	1953-2002 5	1953-2002 5	1953-2002 5	1953-2002 9	1953-2002 9	1953-2002 22	1953-2002 5	75
7	STRO-33054	NA	NA	NA	NA	NA	NA	1932-2002 8	1932-2002 13	NA	NA	21
8	UPER-4210	1958-2001 46	1958-2001 17	1958-2001 17	1958-2001 43	1958-2001 43	1958-2001 30	1958-1982 7	1958-1982 7	1958-1980 1	1958-1980 2	213
9	ILUL-4221	1961-2002 4	1961-2002 3	1961-2002 3	1961-2002 4	1961-2002 4	1961-2002 108	1961-1984 3	1961-1984 3	1961-1981 1	1961-1978 1	136
10	NUUK-4250	1958-2002 1	1958-2002 0	1958-2002 0	1958-2002 1	1958-2002 1	1958-2002 1	1958-2002 7	1958-2002 7	1958-1981 0	1958-2002 8	26
11	NARS-4270	1961-2002 0	1961-2002 0	1961-2002 0	1961-2002 0	1961-2002 0	1961-2002 0	1961-2002 0	1961-2002 0	1961-1999 39	1961-2002 2	41
12	DANM-4320	1958-2002 5	1958-2002 5	1958-2002 5	1958-2002 5	1958-2002 5	1958-2002 5	1958-2002 5	1958-2002 5	1958-2000 54	1958-2002 5	99
13	ILLO-4339	1958-2002 4	1958-2002 2	1958-2002 2	1958-2002 4	1958-2002 4	1958-2002 5	1958-2002 20	1958-2002 20	1958-2002 164	1958-2002 5	228
14	TASI-4360	1958-2002 0	1958-2002 0	1958-2002 0	1958-2002 0	1958-2002 0	1958-2002 0	1958-2002 3	1958-2002 3	1958-2002 78	1958-2002 0	84
	TOTAL	76	50	49	78	78	169	66	76	713	50	1.406

 Series Complete

 Small holes: <= 12 months missing


 Large holes: > 12 months missing


*) NA = Not Available


DATASET 3 : PREVIOUS

Period & No. Missing Months

	Station \ Element	101	111	112	121	122	401	601	602	701	801	Total
1	HAMM-06193	1890-1995 6	1890-1995 6	1890-1995 0	1890-1995 0	1890-1995 0	1874-1995 10	1880-1995 10	1890-1995 0	1939-1990 0	1890-1995 14	46
2	VEST-21100	1890-1995 1	1890-1995 1	1890-1995 0	1890-1995 0	1890-1995 0	1890-1990 0	1890-1995 0	1890-1995 0	1939-1995 0	1890-1995 2	4
3	NORD-25140	1890-1995 0	1890-1995 0	1890-1995 0	1890-1995 0	1890-1995 0	1890-1990 0	1872-1995 0	1890-1995 0	1957-1995 0	1890-1995 1	1
4	TRAN-27080	1890-1994 2	1890-1995 0	1890-1995 0	1890-1995 0	1890-1995 0	NA	1874-1995 0	1890-1995 0	1949-1995 0	1890-1995 7	9
5	KOEB-06186	1890-1996 0	1896-1995 0	1890-1995 0	1890-1995 0	1890-1995 0	NA	1860-1995 0	1890-1995 0	1938-1995 0	1890-1995 1	1
6	TORS-06011	1890-1995 106	1890-1995 0	1890-1995 0	1890-1995 0	1890-1995 0	1874-1995 0	1890-1995 0	1890-1995 0	1939-1990 24	1890-1995 0	130
7	STRO-33054	NA	NA	NA	NA	NA	NA	NA	NA	NA	NA	
8	UPER-4210	1873-1996 0	1890-1995 72	1890-1995 73	1890-1995 54	1890-1995 54	1890-1995 203	1951-1986 0	1950-1986 0	1938-1981 0	1890-1980 45	501
9	ILUL-4221	1873-1996 0	1895-1996 23	1890-1995 39	1890-1995 30	1890-1995 30	1890-1995 66	1890-1990 5	1890-1990 0	1938-1981 0	1890-1986 3	196
10	NUUK-4250	1873-1996 0	1890-1995 27	1890-1995 22	1890-1995 48	1890-1995 48	1890-1995 258	1890-1995 76	1922-1995 0	1942-1990 0	1890-1994 14	493
11	NARS-4270	1873-1996 0	1890-1995 50	1890-1995 50	1890-1995 25	1890-1995 25	1890-1995 26	1929-1995 0	1929-1995 0	1938-1990 12	1890-1994 26	214
12	DANM-4320	1949-1995 4	1949-1995 0	1949-1995 0	1949-1995 0	1949-1995 0	1949-1995 4	1949-1995 5	1949-1995 0	1958-1995 0	1949-1994 4	17
13	ILLO-4339	1924-1995 40	1925-1995 47	1925-1995 45	1950-1995 0	1950-1995 0	1924-1995 70	1950-1995 2	1950-1995 0	1994-1995 0	1924-1994 41	245
14	TASI-4360	1895-1995 14	1898-1995 12	1895-1995 12	1895-1995 24	1895-1995 24	1895-1995 53	1898-1995 16	1898-1995 12	1958-1995 0	1895-1994 14	181
	TOTAL	173	238	241	181	181	690	114	12	36	172	2.038

 Series Complete

 Small Holes: <= 12 months missing

 Large holes: > 12 months missing

*) NA = Not Available

5. Station Catalogue

5.1 History

By convention a time series is named after the most recent station delivering the data. Here is presented an overview back in time of the positions and relocations and starting and (if any) closing dates of the stations. Also presented are any positions or relocations and starting and closing dates of other stations forming part of the series and therefore referred to in the description of the dataserie in the next section. More metadata on the series/station may be found in (Laursen, 2003a).

HAMM: Station 06193 Hammer Odde Fyr/Lighthouse

No.	Name	Start	End	Type	UTM	Northing	Easting	Longitud	Latitude	Elev.
32030	Sandvig	11-NOV-1872	31-AUG-1953	clima_man	33U	6127090	486180	144700	551700	13
32030	Sandvig	01-SEP-1953	30-JUN-1966	clima_man	33U	6127105	486140	144700	551700	13
32030	Sandvig	01-AUG-1966	30-NOV-1972	clima_man	33U	6127010	485840	144700	551700	12
32025	Hammeren Fyr	01-JAN-1880	31-JUL-1962	clima_man	33U	6126930	484770	144600	551700	77
32020	Hammer Odde Fyr	01-MAR-1953	30-JUN-1974	clima_man	33U	6128190	485630	144600	551800	7
32020	Hammer Odde Fyr	01-JUL-1974	30-JUN-1987	clima_man	33U	6128170	485710	144700	551800	11
06193	Hammer Odde Fyr	05-OCT-1977	29-AUG-2001	synop_dk	33U	6128170	485710	144700	551800	11
06193	Hammer Odde Fyr	30-AUG-2001	.	synop_dk	33U	6128175	485583	144600	551800	8
06190	Bornholms Lufthavn	01-JAN-1959	31-MAY-1977	synop_dk	33U	6102830	483820	144500	550400	13
06190	Bornholms Lufthavn	01-JUN-1977	.	synop_dk	33U	6102560	484070	144500	550400	15

VEST: Station 21100 Vestervig

No.	Name	Start	End	Type	UTM	Northing	Easting	Longitud	Latitude	Elev.
21100	Vestervig	01-JUN-1873	30-JUN-1879	clima_man	32V	6291160	459820	82100	564600	47
21100	Vestervig	01-JUL-1879	18-SEP-1883	clima_man	32V	6292610	458640	81900	564600	25
21100	Vestervig	19-SEP-1883	16-AUG-1892	clima_man	32V	6291380	458510	81900	564600	18
21100	Vestervig	17-AUG-1892	30-JUN-1924	clima_man	32V	6291395	458670	81900	564600	22
21100	Vestervig	01-JUL-1924	12-APR-1937	clima_man	32V	6291410	458210	81900	564600	17
21100	Vestervig	13-APR-1937	31-MAR-1946	clima_man	32V	6291225	458420	81900	564600	27
21100	Vestervig	01-APR-1946	01-JAN-2000	clima_man	32V	6291500	458550	81900	564600	18
21100	Vestervig	02-JAN-2000	.	precip_man	32V	6291500	458550	81900	564600	18
21100	Vestervig	17-FEB-2000	.	clima_aut	32V	6291500	458550	81900	564600	18
06052	Thyborøn	01-JAN-1961	06-FEB-1985	synop_dk	32V	6285030	452360	81300	564200	3
06052	Thyborøn	07-FEB-1985	21-NOV-2000	synop_dk	32V	6284510	452410	81300	564200	2
06052	Thyborøn	22-NOV-2000	.	synop_dk	32V	6285229	452016	81300	564200	2

NORD: Station 25140 Nordby

No.	Name	Start	End	Type	UTM	Northings	Eastings	Longitude	Latitude	Elev.
25140	Nordby	01-SEP-1871	30-APR-1892	clima_man	32U	6144290	462050	82400	552700	4
25140	Nordby	01-MAY-1892	30-NOV-1899	clima_man	32U	6144695	462190	82400	552700	4
25140	Nordby	01-DEC-1899	29-FEB-1904	clima_man	32U	6144290	462050	82400	552700	4
25140	Nordby	01-MAR-1904	29-FEB-1928	clima_man	32U	6144260	462040	82400	552700	4
25140	Nordby	01-MAR-1928	04-APR-1936	clima_man	32U	6144940	462170	82400	552700	4
25140	Nordby	05-APR-1936	15-DEC-1944	clima_man	32U	6144610	462055	82400	552700	5
25140	Nordby	16-DEC-1944	20-NOV-1955	clima_man	32U	6144790	462400	82400	552700	3
25140	Nordby	21-NOV-1955	22-AUG-1960	clima_man	32U	6145210	462330	82400	552700	5
25140	Nordby	23-AUG-1960	10-SEP-1979	clima_man	32U	6144210	461780	82400	552600	6
25140	Nordby	11-SEP-1979	13-JAN-1994	clima_man	32U	6144230	461760	82400	552600	6
25140	Nordby	14-JAN-1994	14-FEB-1996	clima_man	32U	6145165	462375	82400	552700	3
25140	Nordby	15-FEB-1996	01-JAN-2000	clima_man	32U	6145060	462120	82400	552700	4
25140	Nordby	02-JAN-2000	.	precip_man	32U	6145060	462120	82400	552700	4
25140	Nordby	07-FEB-2000	.	clima_aut	32U	6145060	462120	82400	552700	4
06080	Esbjerg Lufthavn	01-JAN-1959	31-MAR-1971	synop_dk	32U	6151640	467420	82900	553000	25
06080	Esbjerg Lufthavn	01-APR-1971	30-SEP-1984	synop_dk	32U	6153140	471550	83300	553100	29
06080	Esbjerg Lufthavn	01-OCT-1984	.	synop_dk	32U	6153850	472500	83400	553200	24
25348	Vester Vedsted	06-MAY-1986	.	clima_aut	32U	6127450	478170	84000	551800	3
6081	Blåvandshuk Fyr	01-JAN-1959	31-DEC-1971	synop_dk	32U	6157430	442240	80500	553300	13
6081	Blåvandshuk Fyr	18-SEP-1980	.	synop_dk	32U	6157450	442210	80500	553300	13
6096	Rømø/Juvre	02-MAY-1982	.	synop_dk	32U	6116310	472070	83400	551100	4

DMI Technical Report 03-26 DMI Monthly Climate Data Collection 1860-2002

TRAN: 27080 Tranebjerg

No.	Name	Start	End	Type	UTM	Northing s	Easting s	Longitud e	Latitude	Elev.
27080	Tranebjerg	01-DEC-1872	28-FEB-1877	clima man	32U	6188790	600080	103600	555000	15
27080	Tranebjerg	01-MAR-1877	31-MAR-1884	clima man	32U	6188885	599720	103500	555000	17
27080	Tranebjerg	01-APR-1884	31-MAY-1918	clima man	32U	6188890	599630	103500	555000	17
27080	Tranebjerg	01-JUN-1918	30-APR-1950	clima man	32U	6188850	599630	103500	555000	17
27080	Tranebjerg	01-MAY-1950	31-OCT-1972	clima man	32U	6188910	599730	103600	555000	15
27080	Tranebjerg	01-NOV-1972	01-FEB-2000	clima man	32U	6190400	600010	103600	555100	11
27080	Tranebjerg	02-FEB-2000	29-FEB-2000	precip man	32U	6190400	600010	103600	555100	11
27080	Tranebjerg	15-FEB-2000	29-FEB-2000	clima aut	32U	6190400	600010	103600	555100	11
27080	Tranebjerg	01-MAR-2000	.	clima aut	32U	6190468	600052	103600	555100	12
27080	Tranebjerg	01-MAR-2000	01-AUG-2001	precip man	32U	6190468	600052	103600	555100	12
27082	Tranebjerg Øst	02-AUG-2001	.	precip man	32U	6188800	601435	103700	555000	18

KOEB: Station 06186 Københavns Landbohøjskole

This station has been subject to urban change. In 1860 the surroundings were rural whereas today the park of Landbohøjskolen with the synoptic station is surrounded by the city of Copenhagen.

No.	Name	Start	End	Type	UTM	Northing s	Easting s	Longitud e	Latitude	Elev.
30380	Landbohøjskolen	01-JAN-1860	01-JUL-1997	clima man	33U	6173560	345420	123200	554100	9
06186	Landbohøjskolen	29-NOV-1995	12-JUN-1997	synop dk	33U	6173560	345420	123200	554100	9
06186	Landbohøjskolen	13-JUN-1997	.	synop dk	33U	6174090	345670	123300	554100	7
6180	Københavns Lufthavn	01-JAN-1953	30-JUN-1955	synop dk	33U	6167070	352740	124000	553800	2
6180	Københavns Lufthavn	01-JUL-1955	30-JUN-1959	synop dk	33U	6167170	352110	123900	553800	3
6180	Københavns Lufthavn	01-JUL-1959	13-JUL-1971	synop dk	33U	6166370	352440	123900	553700	3
6180	Københavns Lufthavn	14-JUL-1971	15-JUN-1983	synop dk	33U	6165550	351570	123900	553700	4
6180	Københavns Lufthavn	16-JUN-1983	.	synop dk	33U	6165840	351770	123900	553700	5
30381	Landbohøjskolen	08-MAY-1992	08-JUN-1997	precip aut	33U	6173560	345420	123200	554100	9
30381	Landbohøjskolen	09-JUN-1997	.	precip aut	33U	6174090	345670	123300	554100	7

TORS: Station 06011 Torshavn

No.	Name	Start	End	Type	UTM	Northing s	Easting s	Longitud e	Latitude	Elev.
33071	Torshavn skole	01-JAN-1871	31-DEC-1871	clima man	29V	6877520	616750	-64600	620100	9
33071	Torshavn skole	01-OCT-1872	31-JUL-1907	clima man	29V	6877520	616750	-64600	620100	9
33071	Torshavn skole	01-AUG-1907	31-MAR-1925	clima man	29V	6877560	616920	-64600	620100	24
33060	Hoyvik	01-JUN-1921	31-DEC-1981	clima man	29V	6879770	617460	-64500	620200	20
33060	Hoyvik	01-FEB-1983	31-MAR-1983	clima man	29V	6879770	617460	-64500	620200	20
06011	Torshavn	01-JAN-1953	30-JUN-1962	synop dk	29V	6878110	616530	-64600	620100	35
06011	Torshavn	01-JUL-1962	31-DEC-1992	synop dk	29V	6878170	616530	-64600	620100	43
06011	Torshavn	01-JAN-1993	.	synop dk	29V	6879010	617080	-64600	620100	54

STRO: Station 33054 Strond Kraftstation

This station was selected as a supplement to the precipitation series of Torshavn. The Torshavn precipitation series is not characteristic for the more extreme amounts of precipitation received at the Faroe Islands whereas Strond Kraftstation held the 24 hours record for the period 1961-1990. Unfortunately the series of 33054 Strond Kraftstation can not be counted on to continue in the future as the station presently only observes regularly on workdays.

No.	Name	Start	End	Type	UTM	Northing s	Easting s	Longitud e	Latitude	Elev.
33054	Strond Kraftstation	01-MAR-1931	30-JUN-1981	precip man	29V	6906290	625480	-63500	621600	10
33054	Strond Kraftstation	01-JUL-1981	30-JUN-1983	precip man	29V	6906250	625440	-63500	621600	4
33054	Strond Kraftstation	01-JUL-1983	27-MAY-1987	precip man	29V	6906315	625435	-63500	621600	8
33054	Strond Kraftstation	28-MAY-1987	.	precip man	29V	6906335	625430	-63500	621600	6

UPER: Station 04210 Upernavik

The station 04209 Upernavik AWS was an automatic station which explains the lack of manually observations in the period where 04210 Upernavik was closed.

No.	Name	Start	End	Type	UTM	Northings	Easting s	Longitude	Latitude	Elev.
34210	Upernavik	01-SEP-1873	31-DEC-1960	clima man				-560700 ^{*)}	724700 ^{*)}	19 ^{*)}
04210	Upernavik	01-JAN-1958	31-JAN-1987	synop gr	.	.	.	-561000	724700	63
04209	Upernavik AWS	30-AUG-1984	26-SEP-1995	synop gr	.	.	.	-561000	724700	63
04210	Upernavik	08-SEP-1995	.	synop gr	.	.	.	-561000	724700	120

*) The number and positions of relocations during the period are not certain.

DMI Technical Report 03-26 DMI Monthly Climate Data Collection 1860-2002

ILLU: Station 04221 Illulissat Mittarfia/Airport (Danish name: Jakobshavn Lufthavn/Airport)

No.	Name	Start	End	Type	UTM	Northings	Eastings	Longitude	Latitude	Elev.
34216	Jakobshavn	01-JUL-1873	28-FEB-1962	clima_man				-510300	691300	39
04216	Ilulissat	01-JAN-1961	30-SEP-1991	synop_gr		.	.	-510300	691300	39
04216	Ilulissat	01-OCT-1991	31-AUG-1992	synop_gr		.	.	-510300	691300	39
04221	Ilulissat Lufthavn	01-JAN-1984	13-AUG-1991	metar		.	.	-510400	691400	29
04221	Ilulissat Mittarfia	14-AUG-1991	.	metar		.	.	-510400	691400	29
04221	Ilulissat Mittarfia	14-AUG-1991	.	synop_gr		.	.	-510400	691400	29

NUUK: Station 04250 Nuuk (Danish name: Godthåb)

In the late 1990's the manual precipitation measurement at 04250 Nuuk was replaced with an automatic rain gauge. This was not able to function satisfactory for climatic purposes and therefore a supplementary manual measurement was started in February 1999 as station 34250 Nuuk. At this manual precipitation station 34250 Nuuk the precipitation is observed every day at 21 UTC for the previous 24 hours.

No.	Name	Start	End	Type	UTM	Northing	Eastings	Longitude	Latitude	Elev.
34250	Nuuk	01-JAN-1874	31-DEC-1960	clima_man				-514330 ^{*)}	641030 ^{*)}	20 ^{*)}
04250	Nuuk	01-JAN-1958	31-AUG-1991	synop_gr		.	.	-514500	641000	50
04250	Nuuk	01-SEP-1991	.	synop_gr		.	.	-514500	641000	80
34250	Nuuk	02-FEB-1999	.	precip_man		.	.	-514500	641000	80

*) The number and positions of relocations during the period are not certain.

IVITT: Station 3462 Ivittuut (Ivigut)

No.	Name	Start	End	Type	UTM	Northings	Eastings	Longitude	Latitude	Elev.
34262	Ivittuut	01-JAN-1875	31-DEC-1966	clima_man				-481100 ^{*)}	611200 ^{*)}	30 ^{*)}

*) The number and positions of relocations during the period are not certain.

NARS: Station 04270 Narsarsuaq Lufthavn/Airport

No.	Name	Start	End	Type	UTM	Northings	Eastings	Longitude	Latitude	Elev.
04270	Narsarsuaq Lufthavn/Airport	01-JAN-1961	.	synop_gr		.	.	-452500	611000	27

DANM: Station 04320 Danmarkshavn

No.	Name	Start	End	Type	UTM	Northings	Eastings	Longitude	Latitude	Elev.
04320	Danmarkshavn	05-NOV-1948	.	radio sonde		.	.	-184600	764600	14
04320	Danmarkshavn	01-JAN-1958	.	synop_gr		.	.	-184000	764600	11

ILLO: Station 04339 Illoqqortoormiut (Danish name: Scoresbysund. Previous name Ittoqqortoormiit)

No.	Name	Start	End	Type	UTM	Northings	Eastings	Longitude	Latitude	Elev.
34339	Scoresbysund	25-OCT-1924 ^{*)}	30-SEP-1949 ^{*)}	clima_man				-215800	702900	17
34340	Kap Tobin	01-JAN-1949 ^{*)}	31-MAY-1966 ^{*)}	clima_man				-215800	702500	42
4340	Uunarteq (Kap Tobin)	01-JAN-1958	31-OCT-1980	synop_gr				-215800	702500	42
4340	Uunarteq (Kap Tobin)	05-SEP-1985	10-JUN-1990	synop_gr				-215800	702500	41
04339	Illoqqortoormiut (Scoresbysund)	01-NOV-1980	.	synop_gr		.	.	-215700	702900	65

*) The information is uncertain.

TASI: Station 04360 Tasiilaq (Danish name: Angmagssalik)

No.	Name	Start	End	Type	UTM	Northings	Eastings	Longitude	Latitude	Elev.
34360	Tasiilaq (Angmagssalik)	13-OCT-1894	31-SEP-1959	clima_man				-373800 ^{*)}	653600 ^{*)}	29 ^{*)}
04360	Tasiilaq (Angmagssalik)	01-JAN-1958	31-MAR-1982	synop_gr		.	.	-373800	653600	36
04360	Tasiilaq (Angmagssalik)	01-APR-1982	.	synop_gr		.	.	-373800	653600	50

*) The number and positions of relocations during the period are not certain.

5.2 Maps

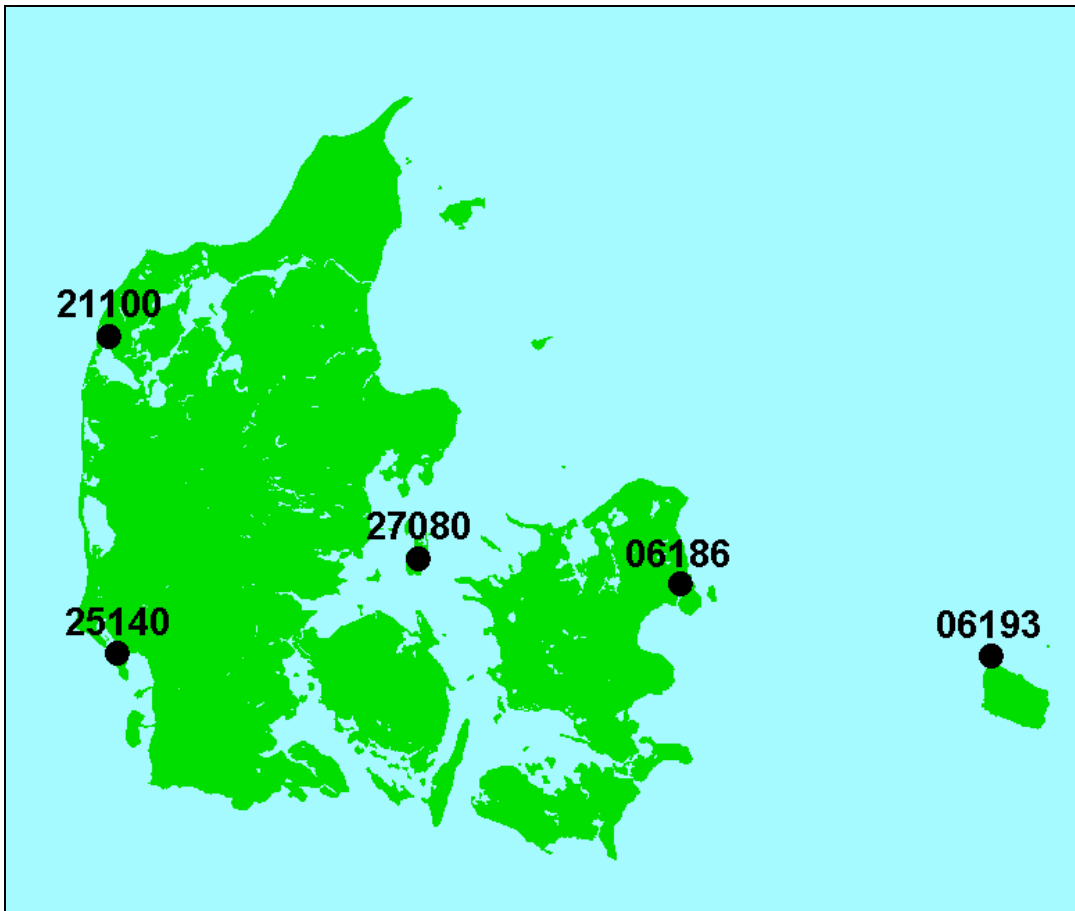


Figure 5-1. Latest station position for Danish stations.

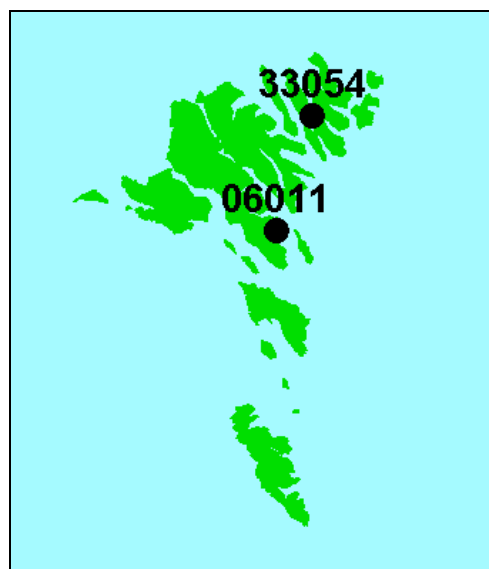


Figure 5-2. Latest station position for Faroe Island stations

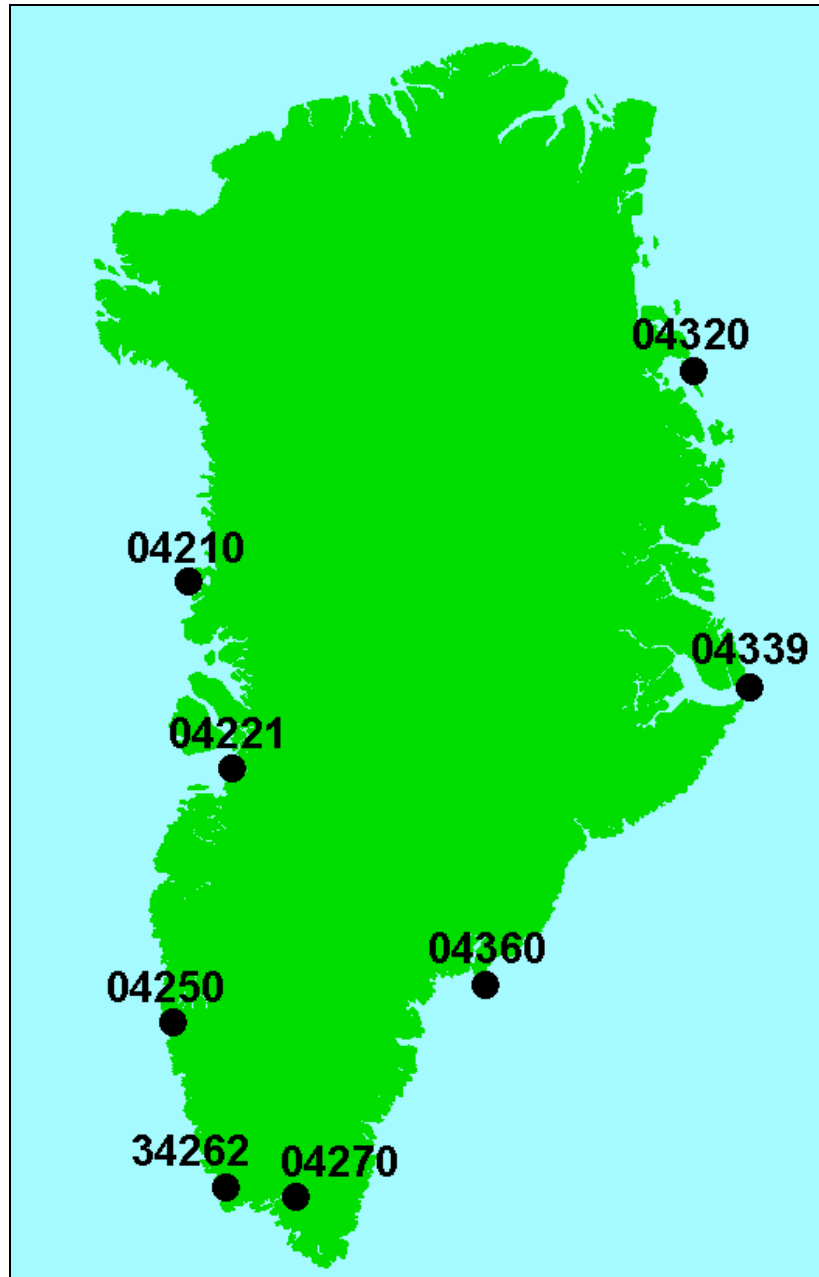


Figure 5-3. Latest station position for Greenlandic stations.

6. Description of data series

6.1 Hammerodde Fyr (HAMM) – 06193

Element No.101 (Mean Temperature)				
<i>Dataset</i>	<i>Period</i>	<i>Content</i>	<i>Total months</i>	<i>Missing months</i>
Recommended	1873 - 2002	Monthly-db HAMM 6193/32020 + 32030 + TR99-5	1560	0
Observed	1954 - 2002	Monthly-db HAMM 6193/32020	588	1
Previous	1890 - 1995	PF-TS88: 1890-1995, NACD: 1890-1990	1272	6
Details: <i>Recommended:</i> Created using monthly-db 1873-1953: 32030-Sandvig, 1953-1960: mean of 32030 and 32020/6193, 1961-1990: TR99-5 6193, 1991-2002: 6193/32020-Hammerodde. <i>Observed:</i> From database, Missing : 1970/12. There is an overlap (1977/10 – 1987/6) between 32020 and 6193. For this period the mean of the two was used. <i>Previous:</i> PF-TS88 consists of : 32030-Sandvig 1890 – 1971, 32020/6193-Hammerodde 1971 – 1987, 6193-HAMM 1987 – 1995, NACD extended to 1995 using monthly-db. Missing 1966/07, 1971/1-5				

Element No.111 (Mean Maximum Temperature)				
<i>Dataset</i>	<i>Period</i>	<i>Content</i>	<i>Total months</i>	<i>Missing months</i>
Recommended	1875 - 2002	Monthly-db HAMM 6193/32020 + 32030 + TR99-5	1536	0
Observed	1954 - 2002	Monthly-db HAMM 6193/32020	588	1
Previous	1890 - 1995	PF-TS89 (REWARD)	1272	6
Details: <i>Recommended:</i> Created using monthly-db 1875-1953: 32030-Sandvig, 1953-1960: mean of 32030 and 32020/6193, 1961-1990: TR99-5 6193, 1991-2002: 6193/32020-Hammerodde. Missing values for 1951/9+10 were filled using 32025. <i>Observed :</i> From database, Missing : 1970/12. There is an overlap (1977/10 – 1987/6) between 32020 and 6193. For this period the mean of the two was used. <i>Previous:</i> PF-TS89 consist of : 32030 Sandvig 1890 – 1971, 32020 Hammerodde 1971 – 1981, 6193-HAMM 1982 – 1995. Missing 1966/07, 1971/1-5				

Element No.112 (Absolute Maximum Temperature)				
<i>Dataset</i>	<i>Period</i>	<i>Content</i>	<i>Total months</i>	<i>Missing months</i>
Recommended	1874 - 2002	Monthly-db HAMM 6193/32020 + 32030 + TR99-5	1548	2
Observed	1954 - 2002	Monthly-db HAMM 6193/32020	588	1
Previous	1890 - 1995	PF-TS90 (REWARD)	1272	0
Details : <i>Recommended:</i> Created using monthly-db 1874-1953: 32030-Sandvig, 1953-1960: mean of 32030 and 32020/6193, 1961-1990: TR99-5 6193, 1991-2002: 6193/32020-Hammerodde. Missing values for 1951/9+10 were filled using 32025. <i>Observed :</i> From database, Missing : 1970/12. There is an overlap (1977/10 – 1987/6) between 32020 and 6193. For this period the mean of the two was used. <i>Previous:</i> PF-TS90 consist of : 32030 Sandvig 1890 – 1971, 32020 Hammerodde 1971 – 1981, 6193-HAMM 1982 – 1995.				

Hammerodde Fyr (HAMM) – 06193 (continued)

Element No.121 (Mean Minimum Temperature)				
<i>Dataset</i>	<i>Period</i>	<i>Content</i>	<i>Total months</i>	<i>Missing months</i>
Recommended	1873 - 2002	Monthly-db HAMM 6193/32020 + 32030 + TR99-5	1560	0
Observed	1954 - 2002	Monthly-db HAMM 6193/32020	588	1
Previous	1890 - 1995	PF-TS91 (REWARD)	1272	0
Details: <i>Recommended:</i> Created using monthly-db 1873-1953: 32030-Sandvig, 1953-1960: mean of 32030 and 32020/6193, 1961-1990: TR99-5 6193, 1991-2002: 6193/32020-Hammerodde. <i>Observed :</i> From database, Missing : 1970/12. There is an overlap (1977/10 – 1987/6) between 32020 and 6193. For this period the mean of the two was used. <i>Previous:</i> PF-TS91 consist of : 32030 Sandvig 1890 – 1971, 32020 Hammerodde 1971 – 1981, 6193-HAMM 1982 – 1995.				

Element No.122 (Absolute Minimum Temperature)				
<i>Dataset</i>	<i>Period</i>	<i>Content</i>	<i>Total months</i>	<i>Missing months</i>
Recommended	1873 - 2002	Monthly-db HAMM 6193/32020 + 32030 + TR99-5	1560	0
Observed	1954 - 2002	Monthly-db HAMM 6193/32020	588	1
Previous	1890 - 1995	PF-TS92 (REWARD)	1272	0
Details: <i>Recommended:</i> Created using monthly-db 1873-1953: 32030-Sandvig, 1953-1960: mean of 32030 and 32020/6193, 1961-1990: TR99-5 6193, 1991-2002: 6193/32020-Hammerodde. <i>Observed :</i> From database, Missing : 1970/12. There is an overlap (1977/10 – 1987/6) between 32020 and 6193. For this period the mean of the two was used. <i>Previous:</i> PF-TS92 consist of : 32030 Sandvig 1890 – 1971, 32020 Hammerodde 1971 – 1981, 6193-HAMM 1982 – 1995.				

Element No.401 (Mean Air Pressure)				
<i>Dataset</i>	<i>Period</i>	<i>Content</i>	<i>Total months</i>	<i>Missing months</i>
Recommended	1873 - 2002	Monthly-db HAMM 6193/32020 + 32030	1560	0
Observed	1978 - 2002	Monthly-db HAMM 6193	300	10
Previous	1874 - 1995	PF-TS93: NACD: 1890-1990	1464	10
Details : <i>Recommended:</i> Created using monthly-db 1873-1970: 32030-Sandvig <i>reduced to mean sea level (see appendix)</i> , 1971-1987/06: 32020 Hammer Odde Fyr/Lighthouse <i>reduced to mean sea level (see appendix)</i> and 1987/07-2002: 06193 Hammer Odde Fyr/Lighthouse. Missing value 1966.07 filled with 32020 reduced to mean sea level. <i>Observed :</i> 06193 Hammer Odde Fyr/Lighthouse 1978-2002. 3 Missing values 1978/6-8 and 1978/9, 1982/12, 1983/1, 1986/8, 1988/3 and 1994/7-8 are excluded because of too few days of measurements (only 2-18 days per month) <i>Previous:</i> PF-TS93 consist of : 32030 Sandvig 1874 – 1971, 32020/6193 Hammerodde 1971 – 1987, 6193 HAMM 1987 – 1995, Missing 1945/8 – 1946/5				

Element No.601 (Precipitation)				
<i>Dataset</i>	<i>Period</i>	<i>Content</i>	<i>Total months</i>	<i>Missing months</i>
Recommended	1873 – 2002	Monthly-db HAMM 6193/32020 + 32030	1560	0
Observed	1954 – 2002	Monthly-db HAMM 6193/32020	588	0
Previous	1880 – 1995	PF-TS94: NACD: 1890-1990	1392	10
Details : <i>Recommended:</i> Created using monthly-db 1873-1953: 32030-Sandvig, 1953-1971: mean of 32030 and 32020/6193, 1971-2002: 6193/32020-Hammerodde. <i>Observed :</i> From database, Missing : 0. There is an overlap (1977/10 – 1987/6) between 32020 and 6193. For this period the mean of the two was used. <i>Previous:</i> PF-TS94 consist of : 32030 Sandvig 1880 – 1971, 32020/6193 Hammerodde 1971 – 1987, 6193 HAMM 1987 – 1995, Missing 1944/12 – 1945/6, 1949/2, 1953/1+2				

Hammerodde Fyr (HAMM) – 06193 (continued)

Element No.602 (Maximum Daily Precipitation)				
<i>Dataset</i>	<i>Period</i>	<i>Content</i>	<i>Total months</i>	<i>Missing months</i>
Recommended	1873 – 2002	Monthly-db HAMM 6193/32020 + 32030	1560	0
Observed	1954 – 2002	Monthly-db HAMM 6193/32020	588	1
Previous	1890 – 1995	PF-TS95 (REWARD)	1272	0
<p>Details</p> <p><i>Recommended:</i> Created using monthly-db 1873-1953: 32030-Sandvig, 1953-1971: mean of 32030 and 32020/6193, 1971-2002: 6193/32020-Hammerodde. Missing values (1948/3, 1951/7 and 1952/12) were filled using values from 32025.</p> <p><i>Observed:</i> From database, Missing : 1963/9. There is an overlap (1977/10 – 1987/6) between 32020 and 6193. For this period the mean of the two was used.</p> <p><i>Previous:</i> PF-TS95 consist of : 32030 Sandvig 1890 – 1971, 32020 Hammerodde 1971 – 1977, 6193 HAMM 1978 – 1995.</p>				

Element No.701 (Number of days with Snow Cover)				
<i>Dataset</i>	<i>Period</i>	<i>Content</i>	<i>Total months</i>	<i>Missing months</i>
Recommended	1939 – 2002	Monthly-db HAMM 6193/32020 + 32030 + 6190	768	2
Observed	1958 – 2002	Monthly-db HAMM 6193/32020	540	34
Previous	1939 – 1990	NACD: 1939-1990	624	0
<p>Details :</p> <p><i>Recommended:</i> Created using monthly-db mean of 32030-Sandvig 1939-1971 and 6193/32020-HAMM 1953-2002. The 34 missing values are due missing values for months 06, 07, 08, 09 1971-1977, which were set to zero. After this, 3 missing months are left. One (1955/1) was filled using 32025, the remaining two (1952/1, 1953/5) cannot be filled, since there are no observations of Elem701 on Bornholm for these months, all stations were tried.</p> <p><i>Observed:</i> From database, Missing : 34 months as above, Not listed here. Period 2001/9 – 2002/12 taken from 6190 because 6193 has stopped these observations. There is an overlap (1977/10 – 1987/6) between 32020 and 6193. For this period the mean of the two was used.</p> <p><i>Previous:</i> NACD 1939-1990 (no TS information available)</p>				

Element No.801 (Mean Cloud Cover)				
<i>Dataset</i>	<i>Period</i>	<i>Content</i>	<i>Total months</i>	<i>Missing months</i>
Recommended	1873 – 2002	Monthly-db HAMM 6193/32020 + 32030	1560	1
Observed	1954 – 2002	Monthly-db HAMM 6193/32020	588	7
Previous	1890 – 1995	PF-TS97. (NACD 1890-1990)	1272	14
<p>Details :</p> <p><i>Recommended:</i> Created using monthly-db 1873-1953: 32030-Sandvig and 6193/32020-HAMM 1953-2002. Missing Data: 6 months missing (1911/1, 1973/3+7, 1974/3+7+12) after using the 32030 and 32020 average. The 1973/3+7 and 1974/3+7 were filled using values from 6190. 1974/12 by an average of 6191 and 6199. 1911/1 can not be filled. No 801 observations on Bornholm for this month, all stations tried.</p> <p><i>Observed:</i> From database, Missing 1954/7, 1963/9, 1973/3+7, 1974/3+7+12. There is an overlap (1977/10 – 1987/6) between 32020 and 6193. For this period the mean of the two was used.</p> <p><i>Previous:</i> PF-TS97 consists of : 32030-Sandvig 1890 – 1971, 32020/6193-Hammerodde 1971 – 1987, 6193 HAMM 1987 – 1990, Missing: 14, not listed here.</p>				

6.2 Vestervig (VEST) – 21100

Element No.101 (Mean Temperature)				
<i>Dataset</i>	<i>Period</i>	<i>Content</i>	<i>Total months</i>	<i>Missing months</i>
Recommended	1874 - 2002	Monthly-db VEST 21100 + TR99-5	1548	0
Observed	1874 - 2002	Monthly-db VEST 21100	1548	3
Previous	1890 - 1995	PF-TS100. (NACD: 1890-1990)	1272	1
Details: <i>Recommended:</i> Created using monthly-db VEST 21100 : 1874-1960, TR99-5 : 1961-1990, monthly-db VEST 1991-2002. Two months (2000/1+2) were filled using monthly-based regression with 06052: January 2000: $st21100 = 1.0718*st06052 - 9.417$ ($r^2=0.988$), February 2000: $st21100 = 1.0474*st06052 - 6.970$ ($r^2=0.995$) <i>Observed:</i> From database, Missing : 1962/6, 2000/1+2 <i>Previous:</i> PF-TS100: No information recorded. Missing : 1962/6.				

Element No.111 (Mean Maximum Temperature)				
<i>Dataset</i>	<i>Period</i>	<i>Content</i>	<i>Total months</i>	<i>Missing months</i>
Recommended	1875 - 2002	Monthly-db VEST 21100 + TR99-5	1536	1
Observed	1875 - 2002	Monthly-db VEST 21100	1536	5
Previous	1890 - 1995	PF-TS101. (REWARD)	1272	1
Details: <i>Recommended:</i> Created using monthly-db VEST 21100 : 1875-1960, TR99-5 : 1961-1990, monthly-db VEST 1991-2002. 3 months (1970/12, 2000/1+2) were filled using data from st06052 directly. 1924/5 could not be filled since no data from nearby climate stations are available. <i>Observed:</i> From database, Missing : 1924/5, 1962/6, 1970/12 , 2000/1+2 <i>Previous:</i> PF-TS101: No information recorded. Missing 1962/6.				

Element No.112 (Absolute Maximum Temperature)				
<i>Dataset</i>	<i>Period</i>	<i>Content</i>	<i>Total months</i>	<i>Missing months</i>
Recommended	1875 - 2002	Monthly-db VEST 21100+ TR99-5	1536	0
Observed	1875 - 2002	Monthly-db VEST 21100	1536	4
Previous	1890 - 1995	PF-TS102. (REWARD)	1272	0
Details: <i>Recommended:</i> Created using monthly-db VEST 21100 : 1875-1960, TR99-5 : 1961-1990, monthly-db VEST 1991-2002. 4 months (1962/6, 1970/12, 2000/1+2) were filled using data from 06052. <i>Observed:</i> From database, Missing : 1962/6, 1970/12 , 2000/1+2 <i>Previous:</i> PF-TS102: No information recorded.				

Element No.121 (Mean Minimum Temperature)				
<i>Dataset</i>	<i>Period</i>	<i>Content</i>	<i>Total months</i>	<i>Missing months</i>
Recommended	1875 - 2002	Monthly-db VEST 21100 + TR99-5	1536	0
Observed	1875 - 2002	Monthly-db VEST 21100	1536	4
Previous	1890 - 1995	PF-TS103. (REWARD)	1272	0
Details: <i>Recommended:</i> Created using monthly-db VEST 21100 : 1875-1960, TR99-5 : 1961-1990, monthly-db VEST 1991-2002. 4 months (1962/6, 1970/12, 2000/1+2) were filled using data from 06052. <i>Observed:</i> From database, Missing : 1962/6, 1970/12 , 2000/1+2 <i>Previous:</i> PF-TS103: No information recorded.				

Vestervig (VEST) – 21100 (continued)

Element No.122 (Absolute Minimum Temperature)				
<i>Dataset</i>	<i>Period</i>	<i>Content</i>	<i>Total months</i>	<i>Missing months</i>
Recommended	1875 - 2002	Monthly-db VEST 21100 + TR99-5	1536	0
Observed	1875 - 2002	Monthly-db VEST 21100	1536	4
Previous	1890 - 1995	PF-TS104. (REWARD)	1272	0
Details: <i>Recommended:</i> Created using monthly-db VEST 21100 : 1875-1960, TR99-5 : 1961-1990, monthly-db VEST 1991-2002. 4 months (1962/6, 1970/12, 2000/1+2) were filled using data from 06052. <i>Observed:</i> From database, Missing : 1962/6, 1970/12 , 2000/1+2 <i>Previous:</i> PF-TS104: No information recorded. None missing.				

Element No.401 (Mean Air Pressure)				
<i>Dataset</i>	<i>Period</i>	<i>Content</i>	<i>Total months</i>	<i>Missing months</i>
Recommended	1874 - 2002	Monthly-db VEST 21100 <i>reduced to mean sea level</i> + 06052	1548	0
Observed	1874 - 1986	Monthly-db VEST 21100 (mostly station level data)	1356	0
Previous	1890 - 1990	(NACD)	1212	0
Details: <i>Recommended:</i> Created using monthly-db VEST 21100 : 1874-1987/7 reduced to mean sea level (see appendix, table 3), monthly-db 06052 : 1987/8 -2002. <i>Observed:</i> From database, None missing. The pressure is at station level, except 1953.01-1970.12 which is reduced to mean sea level. <i>Previous:</i> PF-TS105 consists of 1874/01-1987/07 21100 Vestervig, 1987/08-1995/12 06052 Thyborøn. NACD: 1890-1990.				

Element No.601 (Precipitation)				
<i>Dataset</i>	<i>Period</i>	<i>Content</i>	<i>Total months</i>	<i>Missing months</i>
Recommended	1874 - 2002	Monthly-db VEST 21100	1548	0
Observed	1874 - 2002	Monthly-db VEST 21100	1548	0
Previous	1890 - 1995	PF-TS106. (NACD: 1890-1990)	1272	0
Details: <i>Recommended:</i> Created using monthly-db VEST 21100 : 1874-2002. <i>Observed:</i> From database, None missing. <i>Previous:</i> PF-TS106: No information recorded. None missing.				

Element No.602 (Maximum Daily Precipitation)				
<i>Dataset</i>	<i>Period</i>	<i>Content</i>	<i>Total months</i>	<i>Missing months</i>
Recommended	1874 - 2002	Monthly-db VEST 21100	1548	0
Observed	1874 - 2002	Monthly-db VEST 21100	1548	3
Previous	1890 - 1995	PF-TS107. (REWARD)	1272	0
Details: <i>Recommended:</i> Created using monthly-db VEST 21100 : 1874-2002. Missing (1950/1+4, 1954/1) filled using the average of Bovbjerg 24020 and 21120 Erslev. <i>Observed:</i> From database, Missing : 1950/1+4, 1954/1 <i>Previous:</i> PF-TS107: No information recorded. None missing.				

Vestervig (VEST) – 21100 (continued)

Element No.701 (Number of Days with Snow Cover)				
<i>Dataset</i>	<i>Period</i>	<i>Content</i>	<i>Total months</i>	<i>Missing months</i>
Recommended	1939 - 2000	Monthly-db VEST 21100 + TR99-5	744	0
Observed	1939 - 2000	Monthly-db VEST 21100	744	91
Previous	1939 - 1995	PF-TS109. (NACD: 1890-1990)	684	0
Details: <i>Recommended:</i> Created using monthly-db VEST 21100: 1939-1960, TR99-5 21100 : 1961-1990, monthly-db 1991-2000. VEST-21100 stops 701 observations in August 2001. The many missing month are missing zero's for June-Sept. months from 1970-1990. These zero were inserted. After this, two months were missing (1955/3 and 1970/12) 1970/12 was filled using 06052 while 1955/3 was filled using the average of 06030, 06041 and 06060. <i>Observed:</i> From database, Missing : 91 month (not listed here) <i>Previous:</i> PF-TS109: No information recorded. None missing.				

Element No.801 (Mean Cloud Cover)				
<i>Dataset</i>	<i>Period</i>	<i>Content</i>	<i>Total months</i>	<i>Missing months</i>
Recommended	1874 - 2002	Monthly-db VEST 21100 + 06052 + TR99-5	1548	0
Observed	1874 – 1999	Monthly-db VEST 21100	1512	2
Previous	1890 - 1995	PF-TS110. (NACD: 1890-1990)	684	2
Details: <i>Recommended:</i> Created using monthly-db VEST 21100: 1875-1960, TR99-5 21100 : 1961-1990, monthly-db 1991-2000. VEST-21100 stops 801 observations in Dec. 1999. 06052 values were used for the period 2000-2002 + for filling values in 1962/5+6. <i>Observed:</i> From database, Missing : 1962/5+6 <i>Previous:</i> PF-TS110: No information recorded. Missing : 1962/5+6				

6.3 Nordby (NORD) – 25140

Element No.101 (Mean Temperature)				
<i>Dataset</i>	<i>Period</i>	<i>Content</i>	<i>Total months</i>	<i>Missing months</i>
Recommended	1872 - 2002	Monthly-db NORD 25140 + TR99-5	1572	0
Observed	1872 – 2002	Monthly-db NORD 25140	1572	3
Previous	1890 - 1995	PF-TS115. (NACD: 1890-1990)	1272	0
Details: <i>Recommended:</i> Created using monthly-db NORD 25140: 1872-1960, TR99-5 25140 : 1961-1990, monthly-db 1991-2000. 4 months (1993/12, 1994/1, 2000/1, 2002/6) were filled using average values from stations 06080, 06081 and 25348. <i>Observed:</i> From database, Missing : 1993/12, 1994/1, 2000/1 <i>Previous:</i> PF-TS115: No information recorded. None missing.				

Element No.111 (Mean Maximum Temperature)				
<i>Dataset</i>	<i>Period</i>	<i>Content</i>	<i>Total months</i>	<i>Missing months</i>
Recommended	1875 - 2002	Monthly-db NORD 25140 + TR99-5	1536	0
Observed	1875 – 2002	Monthly-db NORD 25140	1536	4
Previous	1890 - 1995	PF-TS116. (REWARD)	1272	0
Details: <i>Recommended:</i> Created using monthly-db NORD 25140: 1875-1960, TR99-5 25140 : 1961-1990, monthly-db 1991-2000. 4 months (1993/12, 1994/1, 2000/1, 2002/6) were filled using average values from stations 06080, 06081 and 25348. <i>Observed:</i> From database, Missing : 1970/12, 1993/12, 1994/1, 2000/1 <i>Previous:</i> PF-TS116: No information recorded. None missing.				

Element No.112 (Absolute Maximum Temperature)				
<i>Dataset</i>	<i>Period</i>	<i>Content</i>	<i>Total months</i>	<i>Missing months</i>
Recommended	1874 - 2002	Monthly-db NORD 25140 + TR99-5	1548	0
Observed	1874 – 2002	Monthly-db NORD 25140	1548	4
Previous	1890 - 1995	PF-TS117. (REWARD)	1272	0
Details: <i>Recommended:</i> Created using monthly-db NORD 25140: 1874-1960, TR99-5 25140 : 1961-1990, monthly-db 1991-2000. 4 months (1993/12, 1994/1, 2000/1, 2002/6) were filled using average values from stations 06080, 06081 and 25348. <i>Observed:</i> From database, Missing : 1970/12, 1993/12, 1994/1, 2000/1 <i>Previous:</i> PF-TS117: No information recorded. None missing.				

Element No.121 (Mean Minimum Temperature)				
<i>Dataset</i>	<i>Period</i>	<i>Content</i>	<i>Total months</i>	<i>Missing months</i>
Recommended	1875 - 2002	Monthly-db NORD 25140 + TR99-5	1536	0
Observed	1875 – 2002	Monthly-db NORD 25140	1536	4
Previous	1890 - 1995	PF-TS118. (REWARD)	1272	0
Details: <i>Recommended:</i> Created using monthly-db NORD 25140: 1875-1960, TR99-5 25140 : 1961-1990, monthly-db 1991-2000. 4 months (1993/12, 1994/1, 2000/1, 2002/6) were filled using average values from stations 06080, 06081 and 25348. <i>Observed:</i> From database, Missing : 1970/12, 1993/12, 1994/1, 2000/1 <i>Previous:</i> PF-TS118: No information recorded. None missing.				

Nordby (NORD) – 25140 (continued)

Element No.122 (Absolute Minimum Temperature)				
<i>Dataset</i>	<i>Period</i>	<i>Content</i>	<i>Total months</i>	<i>Missing months</i>
Recommended	1875 - 2002	Monthly-db NORD 25140 + TR99-5	1536	0
Observed	1875 – 2002	Monthly-db NORD 25140	1536	4
Previous	1890 - 1995	PF-TS119. (REWARD)	1272	0
Details: <i>Recommended:</i> Created using monthly-db NORD 25140: 1875-1960, TR99-5 25140 : 1961-1990, monthly-db 1991-2002. 4 months (1993/12, 1994/1, 2000/1, 2002/6) were filled using average values from stations 06080, 06081 and 25348. <i>Observed:</i> From database, Missing : 1970/12, 1993/12, 1994/1, 2000/1 <i>Previous:</i> PF-TS119: No information recorded. None missing.				

Element No.401 (Mean Air Pressure)				
<i>Dataset</i>	<i>Period</i>	<i>Content</i>	<i>Total months</i>	<i>Missing months</i>
Recommended	1872 - 2002	Monthly-db NORD 25140 reduced to msl + 6080/6081/6096	1572	5
Observed	1872 – 1986	Monthly-db NORD 25140	1380	5
Previous	1890 - 1990	PF-TS121. (NACD: 1890-1990)	1212	0
Details: <i>Recommended:</i> Created using monthly-db NORD 25140: 1872-1987/7 reduced to mean sea level (see appendix, table 2). Extended using the average of 06080, 06081 and 06096 for the period 1987/7 – 2002/12. <i>Observed:</i> From database, Missing : 1942/6+7+8+9, 1952/11. The pressure is at station level. <i>Previous:</i> PF-TS121 consists of: 1874/01-1987/07: 25140, except 1942/06-1942/09 which are 25100 Blávandshuk Fyr and 1952/09 + 1952/10 which are 25150 Spangsbjerg. 1987/08-1995/12: 06080 Esbjerg Lufthavn/airport. NACD 1890-1990.				

Element No.601 (Precipitation)				
<i>Dataset</i>	<i>Period</i>	<i>Content</i>	<i>Total months</i>	<i>Missing months</i>
Recommended	1872 – 2002	Monthly-db NORD 25140	1548	0
Observed	1872 – 2002	Monthly-db NORD 25140	1548	1
Previous	1872 – 1995	PF-TS122. (NACD : 1890-1990)	1488	0
Details: <i>Recommended:</i> Created using monthly-db NORD 25140: 1872-2002. 1 month (1993/12) was filled using the average from 4 nearby manual stations (25135, 25145, 25171 and 25172). <i>Observed:</i> From database, Missing : 1993/12 <i>Previous:</i> PF-TS122: No information recorded. None missing.				

Element No.602 (Maximum Daily Precipitation)				
<i>Dataset</i>	<i>Period</i>	<i>Content</i>	<i>Total months</i>	<i>Missing months</i>
Recommended	1872 – 2002	Monthly-db NORD 25140	1572	0
Observed	1872 – 2002	Monthly-db NORD 25140	1572	1
Previous	1890 – 1995	PF-TS123 (REWARD)	1272	0
Details: <i>Recommended:</i> Created using monthly-db NORD 25140: 1872-2002. 1 month (1993/12) was filled using the average from 3 nearby manual stations (25135, 25171 and 25172). <i>Observed:</i> From database, Missing : 1993/12 <i>Previous:</i> PF-TS123: No information recorded. None missing.				

Nordby (NORD) – 25140 (continued)

Element No.701 (Number of Days with Snow Cover)				
<i>Dataset</i>	<i>Period</i>	<i>Content</i>	<i>Total months</i>	<i>Missing months</i>
Recommended	1957 – 2002	Monthly-db NORD 25140 + 6080 + TR99-5	552	0
Observed	1957 – 2000	Monthly-db NORD 25140	528	83
Previous	1957 – 1995	PF-TS125. (NACD: 1957-1990)	468	0
Details: <i>Recommended:</i> Created using monthly-db NORD 25140: 1957-1960, TR99-5 25140 : 1961-1990, monthly-db 1991-2001/8, 06080 : 2001/9 – 2002/12. Jun – Sept. months 1970-1990 had missing zero's which were inserted. 2 missing months (1993/12 and 1994/1) were filled using values from 6080. <i>Observed:</i> From database, Missing : 83 months (not listed here). <i>Previous:</i> PF-TS125: No information recorded. None missing.				

Element No.801 (Mean Cloud Cover)				
<i>Dataset</i>	<i>Period</i>	<i>Content</i>	<i>Total months</i>	<i>Missing months</i>
Recommended	1872 – 2002	Monthly-db NORD 25140 + 6080 + 6096 + TR99-5	1572	0
Observed	1872 – 1999	Monthly-db NORD 25140	1536	3
Previous	1890 – 1995	PF-TS126. (NACD: 1890-1990)	1272	1
Details: <i>Recommended:</i> Created using monthly-db NORD 25140: 1872-1960, TR99-5 25140 : 1961-1990, monthly-db 1991-1999. 6080 used for 2000/1- 2000/3 and 06096 for the remaining period 2000/4 – 2002/12. 6096 was used because 6080 has an unstable number of observations per month. 1959/10 was filled using a value from 6081, and 1993/12 + 1994/1 were filled using values from 6080. <i>Observed:</i> From database, Missing : 1959/10, 1993/12, 1994/1 <i>Previous:</i> PF-TS126: No information recorded. Missing : 1959/10.				

6.4 Tranebjerg (TRAN) – 27080

Element No.101 (Mean Temperature)				
<i>Dataset</i>	<i>Period</i>	<i>Content</i>	<i>Total months</i>	<i>Missing months</i>
Recommended	1873 - 2002	Monthly-db TRAN 27080 + TR99-5	1560	0
Observed	1873 – 2002	Monthly-db TRAN 27080	1560	4
Previous	1890 - 1994	PF-TS129. (NACD: 1890-1990)	1260	2
Details: <i>Recommended:</i> Created using monthly-db TRAN 27080: 1873-1960, TR99-5 27080: 1961-1990, monthly-db 1991-2002. 1995/2 and 2000/2 were filled using values from 06159, the closest station outside Samsø. No other possibilities. <i>Observed:</i> From database, Missing : 1972/10+11, 1995/2, 2000/2 <i>Previous:</i> PF-TS129: No information recorded. Missing : 1968/4 and 1972/10.				

Element No.111 (Mean Maximum Temperature)				
<i>Dataset</i>	<i>Period</i>	<i>Content</i>	<i>Total months</i>	<i>Missing months</i>
Recommended	1873 - 2002	Monthly-db TRAN 27080 + TR99-5	1560	4
Observed	1873 – 2002	Monthly-db TRAN 27080	1560	8
Previous	1890 - 1995	PF-TS130. (REWARD)	1272	0
Details: <i>Recommended:</i> Created using monthly-db TRAN 27080: 1875-1960, TR99-5 27080: 1961-1990, monthly-db 1991-2002. 1873/12, 1925/10, 1947/11 and 1949/3 could not be filled, while 1995/2 and 2000/2 were filled using values from 06159. <i>Observed:</i> From database, Missing : 1873/12, 1925/10, 1947/11, 1949/3, 1972/10+11, 1995/2, 2000/2 <i>Previous:</i> PF-TS130: No information recorded. None Missing..				

Element No.112 (Absolute Maximum Temperature)				
<i>Dataset</i>	<i>Period</i>	<i>Content</i>	<i>Total months</i>	<i>Missing months</i>
Recommended	1873 - 2002	Monthly-db TRAN 27080 + TR99-5	1560	3
Observed	1873 – 2002	Monthly-db TRAN 27080	1560	7
Previous	1890 - 1995	PF-TS131. (REWARD)	1272	0
Details: <i>Recommended:</i> Created using monthly-db TRAN 27080: 1873-1960, TR99-5 27080: 1961-1990, monthly-db 1991-2002. 1925/10, 1947/11 and 1949/3 could not be filled, while 1995/2 and 2000/2 were filled using values from 06159. <i>Observed:</i> From database, Missing : 1925/10, 1947/11, 1949/3, 1972/10+11, 1995/2, 2000/2 <i>Previous:</i> PF-TS131: No information recorded. None Missing..				

Element No.121 (Mean Minimum Temperature)				
<i>Dataset</i>	<i>Period</i>	<i>Content</i>	<i>Total months</i>	<i>Missing months</i>
Recommended	1873 - 2002	Monthly-db TRAN 27080 + TR99-5	1560	2
Observed	1873 – 2002	Monthly-db TRAN 27080	1560	6
Previous	1890 - 1995	PF-TS132. (REWARD)	1272	0
Details: <i>Recommended:</i> Created using monthly-db TRAN 27080: 1873-1960, TR99-5 27080: 1961-1990, monthly-db 1991-2002. 1947/11 and 1949/3 could not be filled, while 1995/2 and 2000/2 were filled using values from 06159. <i>Observed:</i> From database, Missing : 1947/11, 1949/3, 1972/10+11, 1995/2, 2000/2 <i>Previous:</i> PF-TS132: No information recorded. None Missing..				

Tranebjerg (TRAN) – 27080 (continued)

Element No.122 (Absolute Minimum Temperature)				
<i>Dataset</i>	<i>Period</i>	<i>Content</i>	<i>Total months</i>	<i>Missing months</i>
Recommended	1873 - 2002	Monthly-db TRAN 27080 + TR99-5	1560	2
Observed	1873 – 2002	Monthly-db TRAN 27080	1560	6
Previous	1890 - 1995	PF-TS133. (REWARD)	1272	0
Details: <i>Recommended:</i> Created using monthly-db TRAN 27080: 1873-1960, TR99-5 27080: 1961-1990, monthly-db 1991-2002. 1947/11 and 1949/3 could not be filled, while 1995/2 and 2000/2 were filled using values from 06159. <i>Observed:</i> From database, Missing : 1947/11, 1949/3, 1972/10+11, 1995/2, 2000/2 <i>Previous:</i> PF-TS133: No information recorded. None Missing.				

Element No.601 (Precipitation)				
<i>Dataset</i>	<i>Period</i>	<i>Content</i>	<i>Total months</i>	<i>Missing months</i>
Recommended	1873 – 2002	Monthly-db TRAN 27080 + 27082	1560	0
Observed	1873 – 2000	Monthly-db TRAN 27080	1536	3
Previous	1873 - 1995	PF-TS134. (NACD: 1890 – 1990)	1476	0
Details: <i>Recommended:</i> Created using monthly-db TRAN 27080: 1873-2001/7, 27082: 2001/8 – 2002. Months 1972/10+11 and 1995/2 were filled using average values from stations 27070 and 27090 <i>Observed:</i> From database, Missing : 1972/10+11, 1995/2 <i>Previous:</i> PF-TS134 : No information recorded. None Missing.				

Element No.602 (Maximum Daily Precipitation)				
<i>Dataset</i>	<i>Period</i>	<i>Content</i>	<i>Total months</i>	<i>Missing months</i>
Recommended	1873 – 2002	Monthly-db TRAN 27080 + 27082	1560	0
Observed	1873 – 2000	Monthly-db TRAN 27080	1536	3
Previous	1890 - 1995	PF-TS135. (REWARD)	1272	0
Details: <i>Recommended:</i> Created using monthly-db TRAN 27080: 1873-2001/7, 27082: 2001/8-2002. Months 1972/10+11 and 1995/2 were filled using average values from stations 27070 and 27090 <i>Observed:</i> From database, Missing : 1972/10+11, 1995/2 <i>Previous:</i> PF-TS135 : No information recorded. None Missing.				

Tranebjerg (TRAN) – 27080 (continued)

Element No.701 (Number of days with Snow Cover)				
<i>Dataset</i>	<i>Period</i>	<i>Content</i>	<i>Total months</i>	<i>Missing months</i>
Recommended	1949 – 2000	Monthly-db TRAN 27080 + TR99-5	624	0
Observed	1949 – 2000	Monthly-db TRAN 27080	624	65
Previous	1949 - 1995	PF-TS137. (NACD : 1949-1990)	564	0
Details: <i>Recommended:</i> Created using monthly-db TRAN 27080: 1875-1960, TR99-5 : 1961-1990, monthly-db TRAN : 1991-2000. Months 1949/3, 1955/1+2 were filled using values from 28180. This series could be extended with 2001 and 2002 using values from 06159, but this is currently not done. <i>Observed:</i> From database, Missing : 65 months (not listed here) <i>Previous:</i> PF-TS137 : No information recorded. None Missing.				

Element No.801 (Cloud Cover)				
<i>Dataset</i>	<i>Period</i>	<i>Content</i>	<i>Total months</i>	<i>Missing months</i>
Recommended	1873 – 2000	Monthly-db TRAN 27080 + 6159 + TR99-5	1536	0
Observed	1873 – 1999	Monthly-db TRAN 27080	1524	9
Previous	1890 - 1995	PF-TS138. (NACD : 1890-1990)	1272	7
Details: <i>Recommended:</i> Created using monthly-db TRAN 27080: 1873-1960, TR99-5 : 1961-1990, monthly-db TRAN : 1991-2000/1, monthly-db 06159 2000/2 – 2000/12. Months 1947/4+11, 1948/1+11 were filled using values from 28180. Months 1949/3, 1972/10+11, 1995/2 were filled using values from 06159. <i>Observed:</i> From database, Missing : 1947/4+11, 1948/1+11, 1949/3, 1961/9, 1972/10+11, 1995/2 <i>Previous:</i> PF-TS138 : No information recorded. Missing : 1947/4+11, 1948/1+11, 1949/3, 1972/10+11.				

6.5 København (KOEB)- 06186

Element No.101 (Mean Temperature)				
<i>Dataset</i>	<i>Period</i>	<i>Content</i>	<i>Total months</i>	<i>Missing months</i>
Recommended	1860 – 2002	Monthly-db KOEB 06186/30380	1716	0
Observed	1860 – 2002	Monthly-db KOEB 06186/30380	1716	0
Previous	1890 - 1996	PF-TS147. (NACD : 1890-1990)	1284	0
Details: <i>Recommended:</i> Created using monthly-db KOEB 06186/30380: 1860-2002. <i>Observed:</i> From database, None Missing. There is an overlap (1995/11 – 1997/6) between 30380 and 6186. For this period the mean of the two was used. <i>Previous:</i> PF-TS147 : No information recorded. None Missing.				

Element No. 111 (Mean Maximum Temperature)				
<i>Dataset</i>	<i>Period</i>	<i>Content</i>	<i>Total months</i>	<i>Missing months</i>
Recommended	1861 – 2002	Monthly-db KOEB 06186/30380	1704	0
Observed	1861 – 2002	Monthly-db KOEB 06186/30380	1704	1
Previous	1896 - 1995	PF-TS148. (REWARD)	1200	0
Details: <i>Recommended:</i> Created using monthly-db KOEB 06186/30380: 1861- 2002. 1970/12 was filled using a value from station 6180. <i>Observed:</i> From database, Missing : 1970/12. There is an overlap (1995/11 – 1997/6) between 30380 and 6186. For this period the mean of the two was used. <i>Previous:</i> PF-TS148 : No information recorded. Missing 1970/12.				

Element No. 112 (Absolute Maximum Temperature)				
<i>Dataset</i>	<i>Period</i>	<i>Content</i>	<i>Total months</i>	<i>Missing months</i>
Recommended	1861 – 2002	Monthly-db KOEB 06186/30380	1704	0
Observed	1861 – 2002	Monthly-db KOEB 06186/30380	1704	1
Previous	1890 - 1995	PF-TS149. (REWARD)	1272	0
Details: <i>Recommended:</i> Created using monthly-db KOEB 06186/30380: 1861- 2002. 1970/12 was filled using a value from station 6180 <i>Observed:</i> From database, Missing. 1970/12. There is an overlap (1995/11 – 1997/6) between 30380 and 6186. For this period the mean of the two was used. <i>Previous:</i> PF-TS149 : No information recorded. Missing :None				

Element No. 121 (Mean Minimum Temperature)				
<i>Dataset</i>	<i>Period</i>	<i>Content</i>	<i>Total months</i>	<i>Missing months</i>
Recommended	1861 – 2002	Monthly-db KOEB 06186/30380	1704	0
Observed	1861 – 2002	Monthly-db KOEB 06186/30380	1704	1
Previous	1890 - 1995	(REWARD)	1272	0
Details: <i>Recommended:</i> Created using monthly-db KOEB 06186/30380: 1861- 2002. 1970/12 was filled using a value from station 6180. <i>Observed:</i> From database, Missing. 1970/12. There is an overlap (1995/11 – 1997/6) between 30380 and 6186. For this period the mean of the two was used. <i>Previous:</i> REWARD 1890-1995. No TS information recorded. Missing : None				

København (KOEB)- 06186 (continued)

Element No. 122 (Absolute Minimum Temperature)				
<i>Dataset</i>	<i>Period</i>	<i>Content</i>	<i>Total months</i>	<i>Missing months</i>
Recommended	1861 – 2002	Monthly-db KOEB 06186/30380	1704	0
Observed	1861 – 2002	Monthly-db KOEB 06186/30380	1704	1
Previous	1890 - 1995	(REWARD)	1272	0
Details: <i>Recommended:</i> Created using monthly-db KOEB 06186/30380: 1861- 2002. 1970/12 was filled using station 6180 <i>Observed:</i> From database, Missing: 1970/12. There is an overlap (1995/11 – 1997/6) between 30380 and 6186. For this period the mean of the two was used. <i>Previous:</i> REWARD 1890-1995. No TS information recorded. Missing : None				

Element No. 601 (Precipitation)				
<i>Dataset</i>	<i>Period</i>	<i>Content</i>	<i>Total months</i>	<i>Missing months</i>
Recommended	1860 – 2002	Monthly-db KOEB 06186/30380 + 30381	1716	0
Observed	1860 – 1995	Monthly-db KOEB 30380	1632	0
Previous	1861 - 1995	PF-TS166. (NACD: 1890-1990)	1620	0
Details: <i>Recommended:</i> Created using monthly-db KOEB 06186/30380: 1860- 1995, 30381: 1996-2002. For the overlap in 1996, average values from 30380 and 30381 are used). <i>Observed:</i> From database, None Missing. <i>Previous:</i> PF-TS166 : No information recorded.				

Element No. 602 (Maximum Daily Precipitation)				
<i>Dataset</i>	<i>Period</i>	<i>Content</i>	<i>Total months</i>	<i>Missing months</i>
Recommended	1860 – 2002	Monthly-db KOEB 06186/30380 + 30381	1716	0
Observed	1860 – 1995	Monthly-db KOEB 30380	1632	1
Previous	1890 - 1995	PF-TS150 (REWARD)	1272	0
Details: <i>Recommended:</i> Created using monthly-db KOEB 06186/30380: 1860-1995, 30381: 1996-2002. For the overlap in 1996, average values from 30380 and 30381 are used). For 1974/4 a value from 06180 was used. <i>Observed:</i> From database, Missing : 1974/4. <i>Previous:</i> PF-TS150 : No information recorded. Missing : None				

Element No. 701 (Number of Days with Snow Cover)				
<i>Dataset</i>	<i>Period</i>	<i>Content</i>	<i>Total months</i>	<i>Missing months</i>
Recommended	1938 – 2002	Monthly-db KOEB 06186/30380 + 06180	780	0
Observed	1938 – 1996	Monthly-db KOEB 30380	708	81
Previous	1938 - 1995	PF-TS152. (NACD : 1938-1990)	696	0
Details: <i>Recommended:</i> Created using monthly-db KOEB 06186/30380: 1875- 1996 and 06180: 1997-2002. Jun, Jul, Aug & Sep months 1970-1990 had missing data, zero's were inserted. 1970/12 was filled using a values from 6180 <i>Observed:</i> From database, Missing : 81 months (not listed). <i>Previous:</i> PF-TS152 : No information recorded. Missing : None				

København (KOEB)- 06186 (continued)

Element No. 801 (Cloud Cover)				
<i>Dataset</i>	<i>Period</i>	<i>Content</i>	<i>Total months</i>	<i>Missing months</i>
Recommended	1861 – 2002	Monthly-db KOEB 06186/30380 + 06180	1704	0
Observed	1861 – 1995	Monthly-db KOEB 30380	1620	1
Previous	1890 – 1995	PF-TS153. (NACD : 1890-1990)	1272	1
Details: <i>Recommended:</i> Created using monthly-db KOEB 06186/30380: 1861- 1995, 06180: 1996-2002. 1937/1 was filled using 06183, which was the only possibility. <i>Observed:</i> From database, Missing: 1937/1. <i>Previous:</i> PF-TS153 : No information recorded. Missing : 1937/1				

6.6 Torshavn (TORS) - 06011

Element No. 101 (Mean Temperature)				
<i>Dataset</i>	<i>Period</i>	<i>Content</i>	<i>Total months</i>	<i>Missing months</i>
Recommended	1890 – 2002	NARP1 + EVL-TS353 + Monthly-db TORS 06011	1356	0
Observed	1953 – 2002	Monthly-db TORS 06011	600	5
Previous	1890 - 1995	PF-TS78 (NACD : 1890-1990)	1272	106
Details: <i>Recommended:</i> Created using NARP1: 1890-1921, EVL-TS353 : 1922-1997, monthly-db TORS 06011: 1998-2002. The original NACD series had many holes and corrections were done by comparison with Hoyvik 33060. These holes were filled in TR98-14 (EVL-TS353). <i>Observed:</i> From database, Missing: 1957/9+10+11+12, 1973/11. <i>Previous:</i> PF-TS78 : 33071 : 1890-1925/3, 33060 : 1925/4 – 1943/8, 33060 : 1945/12 – 1963/11. Missing : Many months including years 1964, 1965, 1970-1975. Remaining not listed here.				

Element No. 111 (Mean Maximum Temperature)				
<i>Dataset</i>	<i>Period</i>	<i>Content</i>	<i>Total months</i>	<i>Missing months</i>
Recommended	1873 – 2002	NARP1 + EVL-TS361 + Monthly-db TORS 06011	1560	0
Observed	1953 – 2002	Monthly-db TORS 06011	600	5
Previous	1890 - 1995	PF-TS79 (REWARD: 1873-1995)	1272	0
Details: <i>Recommended:</i> Created using : NARP1: 1873-1960, EVL-TS361 : 1961-1990, monthly-db TORS 06011: 1991-2002. <i>Observed:</i> From database, Missing: 1957/9+10+11+12, 1973/11. <i>Previous:</i> PF-TS79 consists of 33071 : 1890-1925/3, 33060 : 1925/4 – 1957/12, 06011: 1958.01-1995.12. Missing : None.				

Element No. 112 (Absolute Maximum Temperature)				
<i>Dataset</i>	<i>Period</i>	<i>Content</i>	<i>Total months</i>	<i>Missing months</i>
Recommended	1873 – 2002	NARP1 + EVL-TS368 + Monthly-db TORS 06011	1560	0
Observed	1953 – 2002	Monthly-db TORS 06011	600	5
Previous	1890 - 1995	PF-TS80 (REWARD 1873-1995)	1272	0
Details: <i>Recommended:</i> Created using : NARP1: 1873-1960, EVL-TS368 : 1961-1990, monthly-db TORS 06011: 1991-2002. <i>Observed:</i> From database, Missing: 1957/9+10+11+12, 1973/11. <i>Previous:</i> PF-TS80 : 33071 : 1890-1925/3, 33060 : 1925/4 – 1963/12. Missing : None.				

Element No. 121 (Mean Minimum Temperature)				
<i>Dataset</i>	<i>Period</i>	<i>Content</i>	<i>Total months</i>	<i>Missing months</i>
Recommended	1873 – 2002	NARP1 + EVL-TS375 + Monthly-db TORS 06011	1560	0
Observed	1953 – 2002	Monthly-db TORS 06011	600	5
Previous	1890 - 1995	PF-TS81 (REWARD: 1873-1995)	1272	0
Details: <i>Recommended:</i> Created using : NARP1 : 1873-1960, EVL-TS375 : 1961-1990, monthly-db TORS 06011: 1991-2002. 1957/9+10+11+12 months were probably filled using values from 33060. <i>Observed:</i> From database, Missing: 1957/9+10+11+12, 1973/11. <i>Previous:</i> PF-TS81 : 33071 : 1890-1925/3, 33060 : 1925/4 – 1963/12. Missing : None.				

TORSHAVN (TORS) – 06011 (continued)

Element No. 122 (Absolute Minimum Temperature)				
<i>Dataset</i>	<i>Period</i>	<i>Content</i>	<i>Total months</i>	<i>Missing months</i>
Recommended	1873 – 2002	NARP1 + EVL-TS496 + Monthly-db TORS 06011	1560	0
Observed	1953 – 2002	Monthly-db TORS 06011	600	5
Previous	1890 - 1995	PF-TS82 (REWARD 1873-1995)	1272	0
Details: <i>Recommended:</i> Created using : NARP1: 1873-1960, EVL-TS496 : 1961-1990, monthly-db TORS 06011: 1991-2002. <i>Observed:</i> From database, Missing: 1957/9+10+11+12, 1973/11. <i>Previous:</i> PF-TS82 : 33071 : 1890-1925/3, 33060 : 1925/4 – 1963/12. Missing : None.				

Element No. 401 (Mean Air Pressure)				
<i>Dataset</i>	<i>Period</i>	<i>Content</i>	<i>Total months</i>	<i>Missing months</i>
Recommended	1890 – 2002	NARP1 + JC-TS1220 + Monthly-db TORS 06011	1356	7
Observed	1953 – 2002	Monthly-db TORS 06011	600	5
Previous	1874 - 1995	PF-TS83 (NACD: 1890-1990)	1464	0
Details: <i>Recommended:</i> Created using : NARP1: 1890-1960, JC-TS1220 : 1961-1990, monthly-db TORS 06011: 1991-2002. Missing : 1925/4-10. <i>Observed:</i> From database, Missing: 1957/9+10+11+12, 1973/11. <i>Previous:</i> PF-TS83 : 33071 : 1890-1925/10, 33060 : 1925/11 – 1943/8 & 1945/12 – 1957/12. Missing : None.				

Element No. 601 (Precipitation)				
<i>Dataset</i>	<i>Period</i>	<i>Content</i>	<i>Total months</i>	<i>Missing months</i>
Recommended	1890 – 2002	NARP1 + JC-TS1154 + Monthly-db TORS 06011	1356	0
Observed	1953 – 2002	Monthly-db TORS 06011	600	9
Previous	1890 – 1995	PF-TS84 (NACD: 1890-1990)	1452	0
Details: <i>Recommended:</i> Created using : NARP1: 1890-1921, JC-TS1154 : 1922-1997, monthly-db TORS 06011: 1998-2002. Missing months were probably filled using values from 33060. <i>Observed:</i> From database, Missing: 1957/9+10+11+12, 1971/8+9+10, 1972/11 & 1973/11. <i>Previous:</i> PF-TS84 : 33071 : 1890-1924/12, 33060 : 1925/1 – 1957/12. Missing : None.				

Element No. 602 (Maximum Daily Precipitation)				
<i>Dataset</i>	<i>Period</i>	<i>Content</i>	<i>Total months</i>	<i>Missing months</i>
Recommended	1890 – 2002	NARP1 + JC-TS1166 + Monthly-db TORS 06011	1356	0
Observed	1953 – 2002	Monthly-db TORS 06011	600	9
Previous	1890 – 1995	PF-TS85 (REWARD: 1890-1990)	1452	0
Details: <i>Recommended:</i> Created using : NARP1: 1890-1960, JC-TS1166 : 1961-1990, monthly-db TORS 06011: 1991-2002. Missing months were probably filled using values from 33060. <i>Observed:</i> From database, Missing: 1957/9+10+11+12, 1971/8+9+10, 1972/11 & 1973/11. <i>Previous:</i> PF-TS85 : 33071 : 1890-1924/12, 33060 : 1925/1 – 1957/12. Missing : None.				

TORSHAVN (TORS) – 06011 (continued)

Element No. 701 (Number of days with Snow Cover)				
<i>Dataset</i>	<i>Period</i>	<i>Content</i>	<i>Total months</i>	<i>Missing months</i>
Recommended	1939 – 2002	NARP1 + JC-TS1224 + Monthly-db TORS 06011	768	0
Observed	1953 – 2002	Monthly-db TORS 06011	600	22
Previous	1939 – 1990	(NACD: 1939-1990)	624	24
Details: <i>Recommended:</i> Created using : NARP1: 1939-1960, JC-TS1224 : 1961-1990, monthly-db TORS 06011: 1991-2002. Missing months were probably filled using values from 33060. <i>Observed:</i> From database, Missing: 22 months (not listed here). <i>Previous:</i> No TS information. Missing : year 1964 + 1965.				

Element No. 801 (Cloud Cover)				
<i>Dataset</i>	<i>Period</i>	<i>Content</i>	<i>Total months</i>	<i>Missing months</i>
Recommended	1890 – 2002	NARP1 + JC-TS532 + Monthly-db TORS 06011	1356	0
Observed	1953 – 2002	Monthly-db TORS 06011	600	5
Previous	1890 – 1995	PF-TS87 (NACD: 1890-1990)	1272	0
Details: <i>Recommended:</i> Created using NARP1: 1890-1960, JC-TS532 : 1961-1990, monthly-db TORS 06011: 1991-2002. Missing months were probably filled using values from 33060. <i>Observed:</i> From database, Missing: 1957/9+10+11+12, 1973/11. <i>Previous:</i> PF-TS87 : 33071 : 1890-1921/12, 33060 : 1922/1 – 1957/12 Missing None.				

6.7 Strond Kraftstation (STRO) - 33054

Element No. 601 (Precipitation)				
<i>Dataset</i>	<i>Period</i>	<i>Content</i>	<i>Total months</i>	<i>Missing months</i>
Recommended	1932 – 2002	JC/EVL-TS1161 + Monthly-db STRO 33054	852	0
Observed	1932 – 2002	Monthly-db STRO 33054	852	8
Previous	-	-	-	-
Details: <i>Recommended:</i> Created using monthly-db STRO 1932 - 1960, JC/EVL-TS1161 : 1961-1999, monthly-db STRO 33054: 1991-2002. 1933/7 was filled using the average of 33060, 33070 & 33090. 1977/3, 1982/8+9+10 are filled in TS1161 (see TR98-14 for further details). Month 1991/5+6+11 were filled using a 5-year period regression against the average of stations 33020 and 33045 (to $r^2=0.810$): $St.33054 = 0.9451 * (St.33020 + St.33045)/2$. This was an improvement compared to single station correlations (with 33020, 33057, 33045, 33051, 33080 and 33090). <i>Observed:</i> From database, Missing: 1933/7, 1977/3, 1982/8+9+10, 1991/5+6+11. <i>Previous:</i> NA – Not available.				

Element No. 602 (Maximum Daily Precipitation)				
<i>Dataset</i>	<i>Period</i>	<i>Content</i>	<i>Total months</i>	<i>Missing months</i>
Recommended	1932 – 2002	JC/EVL-TS1172 + Monthly-db STRO 33054	852	6
Observed	1932 – 2002	Monthly-db STRO 33054	852	13
Previous	-	-	-	-
Details: <i>Recommended:</i> Created using monthly-db STRO 1932 - 1960, JC/EVL-TS1172 : 1961-1999, monthly-db STRO 33054: 1991-2002. Missing: 1933/7, 2000/12, 2001/9-12. Months 1977/3 & 1982/8+9+10 were filled in TS1172 (TR98-14) and months 1991/5+6+11 were filled using the same regression as for element 601. The missing months in 2000 and 2001 could also be filled similarly, but this was not done here. <i>Observed:</i> From database, Missing: 1933/7, 1977/3, 1982/8+9+10, 1991/5+6+11, 2000/12, 2001/9-12. <i>Previous:</i> NA – Not available.				

6.8 Upernavik (UPER) - 04210

Element No. 101 (Mean Temperature)				
<i>Dataset</i>	<i>Period</i>	<i>Content</i>	<i>Total months</i>	<i>Missing months</i>
Recommended	1873 – 2001	NARP1 + JC-TS1425 + Monthly-db UPER 4210/4209	1548	0
Observed	1958 – 2001	Monthly-db UPER 4210/4209	528	46
Previous	1873 - 1996	PF-TS02 (NACD : 1890-1990)	1488	0
Details: <i>Recommended:</i> Created using NARP1: 1873-1957, JC-TS1425 : 1958-1999, monthly-db UPER 4210/4209: 2000-2001. Missing months were filled using multiple regressions with Ilulissat (4221) and Pittufik (4202), one regression for each month Jan-Dec, see Table 1 in the Appendix. Months with inserted values : 1977/08, 1982/01-12, 1983/01-07, 1983/09-11, 1984/01+02+04+05+06+07, 1986/02-10, 1988/09+10+11+12, 1989/01, 1990/10+11, 1991/08. For one month 1982/03, PITTU was not available so the regression was done with Ilulissat alone ($UPER = 0.843 * ILUL - 70.3 = -204, r^2=0.876$). <i>Observed:</i> From database, Missing: 46 months (not listed), mainly during years 1982-1986. There is an overlap between 4209 and 4210 from 1984/8 – 1986/12. In this period the mean of the two is used. <i>Previous:</i> PF-TS02 : 34210 : 1875 - 1949/12, 4210 : 1950/1 – 1986/12, 4209 : 1987/1 – 1995/9, 4210: 1995/10 – 1996/12. Missing : None. PF-TS02 is an updated version of the NACD series, which had many holes.				

Element No. 111 (Mean Maximum Temperature)				
<i>Dataset</i>	<i>Period</i>	<i>Content</i>	<i>Total months</i>	<i>Missing months</i>
Recommended	1890 – 2001	NARP1+ LSS-TS1451 + Monthly-db UPER 4210/4209	1344	244
Observed	1958 – 2001	Monthly-db UPER 4210/4209	528	17
Previous	1890 - 1995	PF-TSxx (REWARD)	1272	72
Details: <i>Recommended:</i> Created using NARP1: 1890-1957, LSS-TS1451 : 1958-1999, monthly-db UPER 4210/4209: 2000-2001. LSS-TS1451 has missing values from 1981/07 - 1995/09, because the number of days per month is low in this period with 4209 (15-25 pr. month). Missing months: 244 (not listed here). <i>Observed:</i> From database, Missing: 17 months (not listed here). There is an overlap between 4209 and 4210 from 1984/8 – 1986/12. In this period the mean of the two is used. <i>Previous:</i> PF-TSxx. No information. Missing data particularly during 1914, 1925 - 1927, 1943 - 1945.				

Element No. 112 (Absolute Maximum Temperature)				
<i>Dataset</i>	<i>Period</i>	<i>Content</i>	<i>Total months</i>	<i>Missing months</i>
Recommended	1890 – 2001	NARP1 + LSS-TS1474 + Monthly-db UPER 4210/4209	1344	248
Observed	1958 – 2001	Monthly-db UPER 4210/4209	528	17
Previous	1890 - 1995	PF-TS04 (REWARD)	1272	73
Details: <i>Recommended:</i> Created using NARP1: 1890-1957, LSS-TS1474 : 1958-1999, monthly-db UPER 4210/4209: 2000-2001. LSS-TS1474 has missing values from 1981/07 - 1995/09, because the number of days per month is low in this period with 4209 (15-25 pr. month). Missing months: 248 (not listed here). <i>Observed:</i> From database, Missing: 17 months (not listed here). There is an overlap between 4209 and 4210 from 1984/8 – 1986/12. In this period the mean of the two is used. <i>Previous:</i> PF-TS04. 34210 : 1890 – 1954, 4210: 1955 – 1986, 4209: 1987 – 1995/9, 4210 : 1995/10-12. Missing data particularly during years 1914, 1925 – 1927 and 1943 - 1945.				

UPERNAVIK (UPER) – 04210 (continued)

Element No. 121 (Mean Minimum Temperature)				
<i>Dataset</i>	<i>Period</i>	<i>Content</i>	<i>Total months</i>	<i>Missing months</i>
Recommended	1890 – 2001	NARP1 + JC-TS1495 + Monthly-db UPER 4210/4209	1344	226
Observed	1958 – 2001	Monthly-db UPER 4210/4209	528	43
Previous	1890 - 1995	PF-TS05 (REWARD)	1272	54
Details: <i>Recommended:</i> Created using NARP1: 1890-1957, JC-TS1495 : 1958-1999, monthly-db UPER 4210/4209: 2000-2001. JC-TS1495 has missing values from 1981/07 - 1995/09, because the number of days per month is low in this period with 4209 (15-25 pr. month). Missing months: 248 (not listed here). <i>Observed:</i> From database, Missing: 17 months (not listed here). There is an overlap between 4209 and 4210 from 1984/8 – 1986/12. In this period the mean of the two is used. <i>Previous:</i> PF-TS05. 34210 : 1890 – 1960/12, 4210: 1961 – 1985/12, 4209: 1986/01 – 1995/9, 4210 : 1995/10-12. Missing data: particularly during years 1925 – 1927 and 1944 – 1946 and 1981-1995.				

Element No. 122 (Absolute Minimum Temperature)				
<i>Dataset</i>	<i>Period</i>	<i>Content</i>	<i>Total months</i>	<i>Missing months</i>
Recommended	1890 – 2001	NARP1 + JC-TS1516 + Monthly-db UPER 4210/4209	1344	229
Observed	1958 – 2001	Monthly-db UPER 4210/4209	528	43
Previous	1890 - 1995	PF-TS06 (REWARD)	1272	54
Details: <i>Recommended:</i> Created using NARP1: 1890-1957, JC-TS1516 : 1958-1999, monthly-db UPER 4210/4209: 2000-2001. JC-TS1516 has missing values from 1981/07 - 1995/09, because the number of days per month is low in this period with 4209 (15-25 pr. month). Missing months: 248 (not listed here). <i>Observed:</i> From database, Missing: 17 months (not listed here). There is an overlap between 4209 and 4210 from 1984/8 – 1986/12. In this period the mean of the two is used. <i>Previous:</i> PF-TS06. 34210 : 1890 – 1960/12, 4210: 1961 – 1985/12, 4209: 1986/01 – 1995/9, 4210 : 1995/10-12. Missing data: particularly during years 1925 – 1927 and 1944 – 1946 and 1981-1995.				

Element No. 401 (Mean Air Pressure)				
<i>Dataset</i>	<i>Period</i>	<i>Content</i>	<i>Total months</i>	<i>Missing months</i>
Recommended	1890 – 2001	NARP1 + JC-TS1606 + Monthly-db UPER 4210/4209	1344	145
Observed	1958 – 2001	Monthly-db UPER 4210/4209	528	30
Previous	1890 - 1995	PF-TS07 (NACD : 1890-1990)	1272	203
Details: <i>Recommended:</i> Created using NARP1: 1890-1957, JC-TS1606 : 1958-1999, monthly-db UPER 4210/4209: 2000-2001. The missing values are concentrated in the periods 1940-1945 and 1981-1988. Missing months: 145 (not listed here). <i>Observed:</i> From database, Missing: 30 months (not listed here), concentrated in the period 1981-1988. There is an overlap between 4209 and 4210 from 1984/8 – 1986/12. In this period the mean of the two is used. <i>Previous:</i> PF-TS07. 34210 : 1890 – 1946/12, no other info. Missing data: particularly during years 1940 – 1945 and 1982-1990.				

UPERNAVIK (UPER) – 04210 (continued)

Element No. 601 (Precipitation)				
<i>Dataset</i>	<i>Period</i>	<i>Content</i>	<i>Total months</i>	<i>Missing months</i>
Recommended	1890 – 1980	NARP1 + JC-TS1909	1092	119
Observed	1958 – 1982	Monthly-db UPER 4210	300	7
Previous	1951 – 1986	PF-TS08 (NACD : 1951-1986)	432	0
Details: <i>Recommended:</i> Created using NARP1 or ? : 1890-1957, JC-TS1909 : 1958-1980. The missing values are concentrated in the period 1938-1950, number of missing months: 119 (not listed here). <i>Observed:</i> From database, Missing: 7 months (1977/8, 1982/1,2,3,4,10,11). Data from 4210 becomes very sporadic after 1982, and stops in 1989. Station 4209 did not measure precipitation. <i>Previous:</i> PF-TS08. 34210 : 1950/1 – 1956/12, no other info. Missing data: None.				

Element No. 602 (Maximum Daily Precipitation)				
<i>Dataset</i>	<i>Period</i>	<i>Content</i>	<i>Total months</i>	<i>Missing months</i>
Recommended	1950 – 1980	NARP1 + JC-TS1930	372	1
Observed	1958 – 1982	Monthly-db UPER 4210	300	7
Previous	1950 – 1986	PF-TS10 (REWARD)	444	0
Details: <i>Recommended:</i> Created using NARP1: 1950-1957, JC-TS1930 : 1958-1980. Missing data: 1977/8. <i>Observed:</i> From database, Missing: 7 months (1977/8, 1982/1,2,3,4,10,11). Data from 4210 becomes very sporadic after 1982, and stops in 1989. Station 4209 did not measure precipitation. <i>Previous:</i> PF-TS10. No information about stations or adjustments. Missing data: None.				

Element No. 701 (Number of days with Snow Cover)				
<i>Dataset</i>	<i>Period</i>	<i>Content</i>	<i>Total months</i>	<i>Missing months</i>
Recommended	1938 – 1980	NARP1 + JC-TS2030	516	0
Observed	1958 – 1980	Monthly-db UPER 4210	276	1
Previous	1938 – 1981	PF-TS12 (NACD : 1938-1981)	528	0
Details: <i>Recommended:</i> Created using NARP1: 1950-1957, JC-TS2030 : 1958-1980. Missing: None. <i>Observed:</i> From database, Missing: 1977/8. <i>Previous:</i> PF-TS12. No information about stations or adjustments. Missing data: None.				

Element No. 801 (Cloud Cover)				
<i>Dataset</i>	<i>Period</i>	<i>Content</i>	<i>Total months</i>	<i>Missing months</i>
Recommended	1890 – 1980	NARP1 + JC-TS2087	1092	46
Observed	1958 – 1980	Monthly-db UPER 4210	276	2
Previous	1890 – 1980	PF-TS13 (NACD : 1938-1981)	1092	45
Details: <i>Recommended:</i> Created using NARP1: 1890-1957, JC-TS2087 : 1958-1980. Missing: 46. <i>Observed:</i> From database, Missing: 1977/8 & 1980/2. <i>Previous:</i> PF-TS13. 34210: 1890/1- 1955/12. No other information about stations or adjustments. Missing data: None				

6.9 Ilulissat (ILUL) - 04221

Element No. 101 (Mean Temperature)				
<i>Dataset</i>	<i>Period</i>	<i>Content</i>	<i>Total months</i>	<i>Missing months</i>
Recommended	1873 – 2002	NARP1 + JC-TS1426 + TS1428 + Monthly-db ILUL 4221/4216	1560	1
Observed	1961 – 2002	Monthly-db ILUL 4221/4216	504	4
Previous	1873 – 1996	PF-TS14 (NACD : 1890-1990)	1488	0
Details: <i>Recommended:</i> Created using NARP1: 1873-1960, JC-TS1426 : 1961-1979/3, PF-TS14 : 1979/4 – 1991/10, TS1428 1991/11 – 1999, monthly-db ILUL 4221: 2000-2002. Missing months 1976/7, 1993/5+6, 2000/4 were filled using monthly correlations with Aasiaat (4220): 1976/07: ILUL = 0.948 * AASI + 23.7 ($r^2=0.829$), 1993/05: ILUL = 1.081 * AASI + 21.0 ($r^2=0.987$), 1993/06: ILUL = 1.080 * AASI + 20.0 ($r^2=0.968$) and 2000/04: ILUL = 1.063 * AASI + 19.2 ($r^2=0.989$). Missing : 2000/2, could be filled similarly with a regression with 4220. <i>Observed:</i> From database, Missing: 1976/7, 1993/5+6, 2000/4. There is a 1 year overlap (1991/8 – 1992/8) between 4216 and 4221. For this period the mean of the two is used. <i>Previous:</i> PF-TS14 : 34216 1873/1 – 1955/12, 4216: 1956/1 – 1992/8, 4221: 1993/9 – 1996/12. Missing : None.				

Element No. 111 (Mean Maximum Temperature)				
<i>Dataset</i>	<i>Period</i>	<i>Content</i>	<i>Total months</i>	<i>Missing months</i>
Recommended	1895 – 2002	NARP1 + JC-TS1452 + TS1454 + Monthly-db ILUL 4221/4216	1296	104
Observed	1961 – 2002	Monthly-db ILUL 4221/4216	504	3
Previous	1895 – 1995	PF-TS20 (REWARD)	1212	23
Details: <i>Recommended:</i> Created using NARP1: 1895-1960, JC-TS1452 : 1961-1991, TS1454 1992 – 1999, monthly-db ILUL 4221: 2000-2002. Missing: 104 months, not listed here, especially during years 1916-1918 and 1982-1988 <i>Observed:</i> From database, Missing: 1993/5+6, 2000/4. There is a 1 year overlap (1991/8 – 1992/8) between 4216 and 4221. For this period the mean of the two is used. <i>Previous:</i> PF-TS20 : 34216 1875/1 – 1960/12, 4216: 1961/1 – 1991/12, 4221: 1992/1 – 1994/12. Missing : 23 months during 1916-1918.				

Element No. 112 (Absolute Maximum Temperature)				
<i>Dataset</i>	<i>Period</i>	<i>Content</i>	<i>Total months</i>	<i>Missing months</i>
Recommended	1890 – 2002	NARP1 + JC-TS1475 + TS1477 + Monthly-db ILUL 4221/4216	1356	120
Observed	1961 – 2002	Monthly-db ILUL 4221/4216	504	3
Previous	1890 – 1995	PF-TS21 (REWARD)	1272	39
Details: <i>Recommended:</i> Created using NARP1: 1890-1960, JC-TS1475 : 1961-1991, TS1477 1992 – 1999, monthly-db ILUL 4221: 2000-2002. Missing: 120 months, not listed here, especially during years 1893, 1916-1918 and 1982-1988 <i>Observed:</i> From database, Missing: 1993/5+6, 2000/4. There is a 1 year overlap (1991/8 – 1992/8) between 4216 and 4221. For this period the mean of the two is used. <i>Previous:</i> PF-TS21 : 34216 1890/1 – 1960/12, 4216: 1961/1 – 1991/12, 4221: 1992/1 – 1994/12. Missing : 39 months during 1893, 1894 and 1916-1918.				

ILLULISAAT (ILUL) – 04221 (continued)

Element No. 121 (Mean Minimum Temperature)				
<i>Dataset</i>	<i>Period</i>	<i>Content</i>	<i>Total months</i>	<i>Missing months</i>
Recommended	1890 – 2002	NARP1 + JC-TS1496 +TS1498 + Monthly-db ILUL 4221/4216	1356	111
Observed	1961 – 2002	Monthly-db ILUL 4221/4216	504	4
Previous	1890 – 1995	PF-TS22 (REWARD)	1272	30
Details: <i>Recommended:</i> Created using NARP1: 1890-1960, JC-TS1496 : 1961-1991, TS1498 1992 – 1999, monthly-db ILUL 4221: 2000-2002. Missing: 111 months, not listed here, especially during years 1916-1917, 1935-1936 and 1982-1988 <i>Observed:</i> From database, Missing: 1976/7, 1993/5+6, 2000/4. There is a 1 year overlap (1991/8 – 1992/8) between 4216 and 4221. For this period the mean of the two is used. <i>Previous:</i> PF-TS22 : 34216 1890/1 – 1960/12, 4216: 1961/1 – 1991/12, 4221: 1992/1 – 1994/12. Missing : 30 months mainly during 1916-1917 and 1935-1937.				

Element No. 122 (Absolute Minimum Temperature)				
<i>Dataset</i>	<i>Period</i>	<i>Content</i>	<i>Total months</i>	<i>Missing months</i>
Recommended	1890 – 2002	NARP1 + JC-TS1517 +TS1519 + Monthly-db ILUL 4221/4216	1356	125
Observed	1961 – 2002	Monthly-db ILUL 4221/4216	504	4
Previous	1890 – 1995	PF-TS23 (REWARD)	1272	30
Details: <i>Recommended:</i> Created using NARP1: 1890-1960, JC-TS1517 : 1961-1991, TS1519 1992 – 1999, monthly-db ILUL 4221: 2000-2002. Missing: 125 months, not listed here, especially during years 1916-1917, 1935-1937 and 1982-1988 <i>Observed:</i> From database, Missing: 1976/7, 1993/5+6, 2000/4. There is a 1 year overlap (1991/8 – 1992/8) between 4216 and 4221. For this period the mean of the two is used. <i>Previous:</i> PF-TS23 : 34216 1890/1 – 1960/12, 4216: 1961/1 – 1991/12, 4221: 1992/1 – 1994/12. Missing : 30 months mainly during 1916-1917 and 1935-1937.				

Element No. 401 (Mean Air Pressure)				
<i>Dataset</i>	<i>Period</i>	<i>Content</i>	<i>Total months</i>	<i>Missing months</i>
Recommended	1890 – 2002	NARP1 + JC-TS1607 +TS1609 + Monthly-db ILUL 4221/4216	1356	70
Observed	1961 – 2002	Monthly-db ILUL 4221/4216	504	108
Previous	1890 - 1995	PF-TS15 (NACD: 1890-1990)	1272	66
Details: <i>Recommended:</i> Created using NARP1: 1890-1960, JC-TS1607 : 1961-1991, TS1609 1992 – 1999, monthly-db ILUL 4221: 2000-2002. Missing: 70 months, not listed here, especially during years 1987-1991. <i>Observed:</i> From database, Missing: 108 months (not listed here), particularly in the period 1979-1991. There is a 1 year overlap (1991/8 – 1992/8) between 4216 and 4221. For this period the mean of the two is used. <i>Previous:</i> PF-TS15 : 34216 1890/1 – 1955/12, 4216: 1956/1 – 1991/11, 4221: 1991/12 – 1994/12. Missing : 66 months mainly during 1987-1991.				

ILLULISAAT (ILUL) – 04221 (continued)

Element No. 601 (Precipitation)				
<i>Dataset</i>	<i>Period</i>	<i>Content</i>	<i>Total months</i>	<i>Missing months</i>
Recommended	1890 – 1984	NARP1 + JC-TS1919 + Monthly-db ILUL 4221/4216	1140	14
Observed	1961 – 1984	Monthly-db ILUL 4216	288	3
Previous	1890 – 1990	PF-TS16 (NACD)	1212	5
Details: <i>Recommended:</i> Created using NARP1: 1890-1960, JC-TS1910 : 1961-1984. Missing: 14 months not listed here. <i>Observed:</i> From database, Missing: 1976/7, 1980/4 and 1982/2. The data becomes very sporadic after 1984 and stops entirely in 1991. <i>Previous:</i> PF-TS16 : 34216 1890/1 – 1952/12, 4216: 1953/1 – 1990/12. Missing : 1921/3, 1993/5, 1935/5, 1936/10 and 1976/7.				

Element No. 602 (Maximum Daily Precipitation)				
<i>Dataset</i>	<i>Period</i>	<i>Content</i>	<i>Total months</i>	<i>Missing months</i>
Recommended	1890 – 1984	NARP1 + JC-TS1931 + Monthly-db ILUL 4221/4216	1140	10
Observed	1961 – 1984	Monthly-db ILUL 4216	288	3
Previous	1890 – 1990	PF-TS17 (REWARD)	1212	0
Details: <i>Recommended:</i> Created using NARP1: 1890-1960, JC-TS1931 : 1961-1984. Missing: 14 months not listed here. <i>Observed:</i> From database, Missing: 1976/7, 1980/4 and 1982/2. The data becomes very sporadic after 1984 and stops entirely in 1991. <i>Previous:</i> PF-TS17 : 34216 1890/1 – 1950/12, 4216: 1951/1 – 1990/12. Missing : None.				

Element No. 701 (Number of days with Snow Cover)				
<i>Dataset</i>	<i>Period</i>	<i>Content</i>	<i>Total months</i>	<i>Missing months</i>
Recommended	1938 – 1981	NARP1 + JC-TS2031 + Monthly-db ILUL 4221/4216	528	1
Observed	1961 – 1981	Monthly-db ILUL 4216	252	1
Previous	1938 – 1981	PF-TSxx (NACD)	528	0
Details: <i>Recommended:</i> Created using NARP1: 1890-1960, JC-TS2031 : 1961-1984. Missing: 1976/7. <i>Observed:</i> From database, Missing: 1976/7. <i>Previous:</i> PF-TSxx : No information. Missing : None.				

Element No. 801 (Cloud Cover)				
<i>Dataset</i>	<i>Period</i>	<i>Content</i>	<i>Total months</i>	<i>Missing months</i>
Recommended	1890 – 1978	NARP1 + JC-TS2031 + Monthly-db ILUL 4221/4216	1068	4
Observed	1961 – 1978	Monthly-db ILUL 4216	216	1
Previous	1890 – 1986	PF-TS19 (NACD)	1164	3
Details: <i>Recommended:</i> Created using NARP1: 1890-1960, JC-TS2031 : 1961-1984. Missing: 1976/7. <i>Observed:</i> From database, Missing: 1921/3, 1927/7, 1936/10 & 1976/7. <i>Previous:</i> PF-TS19 : No information. Missing : 1921/3, 1929/7 & 1936/10.				

6.10 Nuuk (NUUK) - 04250

Element No. 101 (Mean Temperature)				
<i>Dataset</i>	<i>Period</i>	<i>Content</i>	<i>Total months</i>	<i>Missing months</i>
Recommended	1890 – 2002	NARP1 + JC-TS1433 + Monthly-db NUUK 4250	1356	9
Observed	1958 – 2002	Monthly-db NUUK 4250	540	1
Previous	1873 - 1996	PF-TS24 (NACD : 1890-1990)	1488	0
Details: <i>Recommended:</i> Created using NARP1: 1890-1957, JC-TS1433: 1958-1999, monthly-db NUUK 4250: 2000-2002. Missing : 1896/6, 1899/4+5, 1900/10, 1901/1+2, 1920/9+10 & 2000/3. 2000/12 was filled using a monthly regression with ILUL(4221) og NARS(4270): 2000/12: NUUK = 0.424 * ILUL + 0.320 * NARS + 5.4 ($r^2=0.929$). <i>Observed:</i> From database, Missing: 2000/12 <i>Previous:</i> PF-TS24 : 34250 : 1890 – 1957/12. 4250: 1958/1-1996/12. Recommended could be prolonged to start at 1875 instead of 1890				

Element No. 111 (Mean Maximum Temperature)				
<i>Dataset</i>	<i>Period</i>	<i>Content</i>	<i>Total months</i>	<i>Missing months</i>
Recommended	1890 – 2002	NARP1 + JC-TS1458 + Monthly-db NUUK 4250	1356	31
Observed	1958 – 2002	Monthly-db NUUK 4250	540	0
Previous	1890 - 1995	PF-TS25 (REWARD)	1272	27
Details: <i>Recommended:</i> Created using NARP1: 1890-1957, JC-TS1458: 1958-1999, monthly-db NUUK 4250: 2000-2002. Missing : 31 months (not listed here), particularly during year 1894, 1898 & 1912. <i>Observed:</i> From database, Missing: None. <i>Previous:</i> PF-TS25 : 34250 : 1890 – 1963/12. 4250: 1964/1-1995/12. Missing : 27 months (not listed here), particularly during year 1894, 1898 & 1912.				

Element No. 112 (Absolute Maximum Temperature)				
<i>Dataset</i>	<i>Period</i>	<i>Content</i>	<i>Total months</i>	<i>Missing months</i>
Recommended	1890 – 2002	NARP1 + JC-TS1481 + Monthly-db NUUK 4250	1356	35
Observed	1958 – 2002	Monthly-db NUUK 4250	540	0
Previous	1890 - 1995	PF-TS26 (REWARD)	1272	22
Details: <i>Recommended:</i> Created using NARP1: 1890-1957, JC-TS1481: 1958-1999, monthly-db NUUK 4250: 2000-2002. Missing : 35 months (not listed here), particularly during year 1894, 1898, 1912 and 1999. <i>Observed:</i> From database, Missing: None. <i>Previous:</i> PF-TS26 : 34250 : 1890 – 1960/12. 4250: 1961/1-1995/12. Missing : 22 months (not listed here), particularly during year 1894, 1898 & 1912.				

Element No. 121 (Mean Minimum Temperature)				
<i>Dataset</i>	<i>Period</i>	<i>Content</i>	<i>Total months</i>	<i>Missing months</i>
Recommended	1890 – 2002	NARP1 + JC-TS1502 + Monthly-db NUUK 4250	1356	50
Observed	1958 – 2002	Monthly-db NUUK 4250	540	1
Previous	1890 - 1995	PF-TS27 (REWARD)	1272	48
Details: <i>Recommended:</i> Created using NARP1: 1890-1957, JC-TS1502: 1958-1999, monthly-db NUUK 4250: 2000-2002. Missing : 50 months (not listed here), particularly during years 1941 and 1943-1945. <i>Observed:</i> From database, Missing: 2000/12. <i>Previous:</i> PF-TS27 : 34250 : 1890 – 1963/12. 4250: 1964/1-1995/12. Missing : 48 months, years 1941 and 1943-1945.				

Nuuk (NUUK) – 04250 (continued)

Element No. 122 (Absolute Minimum Temperature)				
<i>Dataset</i>	<i>Period</i>	<i>Content</i>	<i>Total months</i>	<i>Missing months</i>
Recommended	1890 – 2002	NARP1 + JC-TS1523 + Monthly-db NUUK 4250	1356	63
Observed	1958 – 2002	Monthly-db NUUK 4250	540	1
Previous	1890 - 1995	PF-TS28 (REWARD)	1272	48
Details: <i>Recommended:</i> Created using NARP1: 1890-1957, JC-TS1523: 1958-1999, monthly-db NUUK 4250: 2000-2002. Missing : 63 months (not listed here), particularly during years 1941, 1943-1945 and 1999. <i>Observed:</i> From database, Missing: 2000/12. <i>Previous:</i> PF-TS28 : 34250 : 1890 – 1963/12. 4250: 1964/1-1995/12. Missing : 48 months, years 1941 and 1943-1945.				

Element No. 401 (Mean Air Pressure)				
<i>Dataset</i>	<i>Period</i>	<i>Content</i>	<i>Total months</i>	<i>Missing months</i>
Recommended	1890 – 2002	NARP1 + JC-TS1614 + Monthly-db NUUK 4250	1356	262
Observed	1958 – 2002	Monthly-db NUUK 4250	540	1
Previous	1890 - 1995	PF-TS29 (NACD: 1890-1990)	1272	258
Details: <i>Recommended:</i> Created using NARP1: 1890-1957, JC-TS1614: 1958-1999, monthly-db NUUK 4250: 2000-2002. Missing : 262 months (not listed here), particularly during years 1926-1946. <i>Observed:</i> From database, Missing: 2000/12. <i>Previous:</i> PF-TS29 : 34250 : 1890 – 1925/10. 4250: 1946/9-1995/12. Missing : 258 months, particularly during years 1926-1946.				

Element No. 601 (Precipitation)				
<i>Dataset</i>	<i>Period</i>	<i>Content</i>	<i>Total months</i>	<i>Missing months</i>
Recommended	1890 – 2002	NARP1 + BVJ-TS1915 + 34250	1355	78
Observed	1958 – 2002	Monthly-db NUUK 4250	540	7
Previous	1890 - 1995	PF-TS30 (NACD: 1890-1990)	1272	76
Details: <i>Recommended:</i> Created using NARP1: 1890-1957, BVJ-TS1915: 1958-1998, 34250 Nuuk 1999/2-2002. Missing : 78 months (not listed here), particularly during years 1893, 1899, 1918-1921. <i>Observed:</i> From database, Missing: 1991/11, 1999/2-6 & 2000/10. <i>Previous:</i> PF-TS30 : 34250 : 1890 – 1946/12. 4250: 1947/1-1995/12. Missing : 76 months, particularly during years 1893, 1899 & 1918-1921.				

Element No. 602 (Maximum Daily Precipitation)				
<i>Dataset</i>	<i>Period</i>	<i>Content</i>	<i>Total months</i>	<i>Missing months</i>
Recommended	1922 – 2002	NARP1 + BVJ-TS1936 + 34250 Nuuk	971	2
Observed	1958 – 2002	Monthly-db NUUK 4250	540	7
Previous	1922 - 1995	PF-TS31 (REWARD: 1921.09-1995)	888	0
Details: <i>Recommended:</i> Created using NARP1: 1890-1957, BVJ-TS1936: 1958-1998, 34250 Nuuk 1999/1-2002. Missing: 1992/7, 1999/1. <i>Observed:</i> From database, Missing: 1991/11, 1999/2-6 & 2000/10. <i>Previous:</i> PF-TS31 : 34250 : 1890 – 1946/12. 4250: 1947/1-1995/12. Missing : None.				

Nuuk (NUUK) – 04250 (continued)

Element No. 701 (Number of Days with Snow Cover)				
<i>Dataset</i>	<i>Period</i>	<i>Content</i>	<i>Total months</i>	<i>Missing months</i>
Recommended	1942 – 1981	NARP1 + JC-TS2036 + Monthly-db NUUK 4250	480	0
Observed	1958 – 1981	Monthly-db NUUK 4250	288	0
Previous	1942 - 1990	NACD: 1942-1990	588	0
Details: <i>Recommended:</i> Created using NARP1: 1942-1957, JC-TS2036: 1958-1981 Missing: None. <i>Observed:</i> From database, Missing: None. <i>Previous:</i> NACD. TS number/information not available. Missing : None.				

Element No. 801 (Mean Cloud Cover)				
<i>Dataset</i>	<i>Period</i>	<i>Content</i>	<i>Total months</i>	<i>Missing months</i>
Recommended	1890 – 2002	NARP1 + JC-TS2093 + Monthly-db NUUK 4250	1356	24
Observed	1958 – 2002	Monthly-db NUUK 4250	540	8
Previous	1890 - 1994	PF-TS33 (NACD: 1890-1990)	1260	14
Details: <i>Recommended:</i> Created using NARP1: 1890-1957, JC-TS2093: 1958-1981. <i>Observed:</i> From database, Missing: 1999/2-4 & 2000/3,4,6,7,12. <i>Previous:</i> PF-TS33. Missing : None.				

6.11 Ivittut – (IVIT) - 34262 (Previous part of Narsarsuaq series)

Element No. 101 (Mean Temperature)				
<i>Dataset</i>	<i>Period</i>	<i>Content</i>	<i>Total months</i>	<i>Missing months</i>
Recommended	1873 – 1960	NARP1	1056	0
Observed	-	See section 6.12 Narsarsuaq.	-	-
Previous	-	See section 6.12 Narsarsuaq.	-	-
Details: <i>Recommended:</i> Created using NARP1: 1873-1960. Missing: None.				

Element No. 111 (Mean Maximum Temperature)				
<i>Dataset</i>	<i>Period</i>	<i>Content</i>	<i>Total months</i>	<i>Missing months</i>
Recommended	1890 – 1960	NARP1	852	50
Observed	-	See section 6.12 Narsarsuaq.	-	-
Previous	-	See section 6.12 Narsarsuaq.	-	-
Details: <i>Recommended:</i> Created using NARP1: 1890-1960. Missing : 50 months (not listed), particularly during years 1916-1919 & 1927-1928.				

Element No. 112 (Absolute Maximum Temperature)				
<i>Dataset</i>	<i>Period</i>	<i>Content</i>	<i>Total months</i>	<i>Missing months</i>
Recommended	1890 – 1960	NARP1	852	50
Observed	-	See section 6.12 Narsarsuaq.	-	-
Previous	-	See section 6.12 Narsarsuaq.	-	-
Details: <i>Recommended:</i> Created using NARP1: 1890-1960. Missing : 50 months (not listed), particularly during years 1916-1919 & 1927-1928.				

Element No. 121 (Mean Minimum Temperature)				
<i>Dataset</i>	<i>Period</i>	<i>Content</i>	<i>Total months</i>	<i>Missing months</i>
Recommended	1890 – 1960	NARP1	852	25
Observed	-	See section 6.12 Narsarsuaq.	-	-
Previous	-	See section 6.12 Narsarsuaq.	-	-
Details: <i>Recommended:</i> Created using NARP1: 1890-1960. Missing : 25 months (not listed), particularly during years 1918-1919 & 1927-1928.				

Element No. 122 (Absolute Minimum Temperature)				
<i>Dataset</i>	<i>Period</i>	<i>Content</i>	<i>Total months</i>	<i>Missing months</i>
Recommended	1890 – 1960	NARP1	852	25
Observed	-	See section 6.12 Narsarsuaq.	-	-
Previous	-	See section 6.12 Narsarsuaq.	-	-
Details: <i>Recommended:</i> Created using NARP1: 1890-1960. Missing : 25 months (not listed), particularly during years 1918-1919 & 1927-1928.				

Ivittut – (IVIT) - 34262 (continued)

Element No. 401 (Mean Air Pressure)				
<i>Dataset</i>	<i>Period</i>	<i>Content</i>	<i>Total months</i>	<i>Missing months</i>
Recommended	1890 – 1960	NARP1	852	26
Observed	-	See section 6.12 Narsarsuaq.	-	-
Previous	-	See section 6.12 Narsarsuaq.	-	-
Details: <i>Recommended:</i> Created using NARP1: 1890-1960. Missing : 26 months (not listed), particularly during years 1918-1919 & 1927-1928.				

Element No. 601 (Precipitation)				
<i>Dataset</i>	<i>Period</i>	<i>Content</i>	<i>Total months</i>	<i>Missing months</i>
Recommended	1890 – 1960	NARP1	852	27
Observed	-	See section 6.12 Narsarsuaq.	-	-
Previous	-	See section 6.12 Narsarsuaq.	-	-
Details: <i>Recommended:</i> Created using NARP1: 1928-1960. Missing : 27 months (not listed), particularly during years 1918-1919 & 1927-1928.				

Element No. 602 (Maximum Daily Precipitation)				
<i>Dataset</i>	<i>Period</i>	<i>Content</i>	<i>Total months</i>	<i>Missing months</i>
Recommended	1890 – 1960	NARP1	852	15
Observed	-	See section 6.12 Narsarsuaq.	-	-
Previous	-	See section 6.12 Narsarsuaq.	-	-
Details: <i>Recommended:</i> Created using NARP1: 1890-1960. Missing : 15 months (not listed), particularly during years 1927-1928.				

Element No. 701 (Number of Days with Snow Cover)				
<i>Dataset</i>	<i>Period</i>	<i>Content</i>	<i>Total months</i>	<i>Missing months</i>
Recommended	1938 – 1960	NARP1	276	12
Observed	-	See section 6.12 Narsarsuaq.	-	-
Previous	-	See section 6.12 Narsarsuaq.	-	-
Details: <i>Recommended:</i> Created using NARP1: 1890-1960. Missing : 12 months (not listed), particularly during 1942.				

Element No. 801 (Mean Cloud Cover)				
<i>Dataset</i>	<i>Period</i>	<i>Content</i>	<i>Total months</i>	<i>Missing months</i>
Recommended	1890 – 1960	NARP1	852	26
Observed	-	See section 6.12 Narsarsuaq.	-	-
Previous	-	See section 6.12 Narsarsuaq.	-	-
Details: <i>Recommended:</i> Created using NARP1: 1890-1960. Missing : 26 months (not listed), particularly during years 1918-1919 & 1927-1928.				

6.12 Narsarsuaq (NARS) - 04270

Element No. 101 (Mean Temperature)				
<i>Dataset</i>	<i>Period</i>	<i>Content</i>	<i>Total months</i>	<i>Missing months</i>
Recommended	1961 – 2002	LSS-TS1435 + Monthly-db NARS 4270	504	2
Observed	1961 – 2002	Monthly-db NARS 4270	504	0
Previous	1873 - 1996	PF-TS34 (NACD : 1890-1990)	1488	0
Details: <i>Recommended:</i> Created using : LSS-TS1435: 1961-1999, monthly-db NARS 4270: 2000-2002. Missing : 1985/5+6. <i>Observed:</i> From database, Missing: None. <i>Previous:</i> PF-TS34 : 34262 : 1873/1 – 1960/12. 4270: 1961/1-1996/12. Missing: None.				

Element No. 111 (Mean Maximum Temperature)				
<i>Dataset</i>	<i>Period</i>	<i>Content</i>	<i>Total months</i>	<i>Missing months</i>
Recommended	1961 – 2002	LSS-TS1460 + Monthly-db NARS 4270	504	0
Observed	1961 – 2002	Monthly-db NARS 4270	504	0
Previous	1890 – 1995	PF-TS35 (REWARD)	1272	50
Details: <i>Recommended:</i> Created using : LSS-TS1460: 1961-1999, monthly-db NARS 4270: 2000-2002. Missing : None. <i>Observed:</i> From database, Missing: None. <i>Previous:</i> PF-TS35 : 34262 : 1890/1 – 1960/12. 4270: 1961/1-1995/12. Missing: 50 months (not listed), particularly during years 1916-1919 & 1927-1928.				

Element No. 112 (Absolute Maximum Temperature)				
<i>Dataset</i>	<i>Period</i>	<i>Content</i>	<i>Total months</i>	<i>Missing months</i>
Recommended	1961 – 2002	LSS-TS1483 + Monthly-db NARS 4270	504	2
Observed	1961 – 2002	Monthly-db NARS 4270	504	0
Previous	1890 – 1995	PF-TS36 (REWARD)	1272	50
Details: <i>Recommended:</i> Created using : LSS-TS1483: 1961-1999, monthly-db NARS 4270: 2000-2002. Missing : 2 months (1967/12, 1985/6). <i>Observed:</i> From database, Missing: None. <i>Previous:</i> PF-TS36 : 34262 : 1890/1 – 1960/12. 4270: 1961/1-1995/12. Missing: 50 months (not listed), particularly during years 1916-1919 & 1927-1928.				

Element No. 121 (Mean Minimum Temperature)				
<i>Dataset</i>	<i>Period</i>	<i>Content</i>	<i>Total months</i>	<i>Missing months</i>
Recommended	1961 – 2002	LSS-TS1504 + Monthly-db NARS 4270	504	0
Observed	1961 – 2002	Monthly-db NARS 4270	504	0
Previous	1890 – 1995	PF-TS37 (REWARD)	1272	25
Details: <i>Recommended:</i> Created using : LSS-TS1504: 1961-1999, monthly-db NARS 4270: 2000-2002. Missing : None. <i>Observed:</i> From database, Missing: None. <i>Previous:</i> PF-TS37 : 34262 : 1890/1 – 1960/12. 4270: 1961/1-1995/12. Missing: 50 months (not listed), particularly during years 1918-1919 & 1927-1928.				

Narsarsuaq (NARS) – 04270 (continued)

Element No. 122 (Absolute Minimum Temperature)				
<i>Dataset</i>	<i>Period</i>	<i>Content</i>	<i>Total months</i>	<i>Missing months</i>
Recommended	1961 – 2002	LSS-TS1525 + Monthly-db NARS 4270	504	3
Observed	1961 – 2002	Monthly-db NARS 4270	504	0
Previous	1890 – 1995	PF-TS38 (REWARD)	1272	25
Details: <i>Recommended:</i> Created using : LSS-TS1525: 1961-1999, monthly-db NARS 4270: 2000-2002. Missing : 3 months (1962/3, 1963/1, 1967/12). <i>Observed:</i> From database, Missing: None. <i>Previous:</i> PF-TS38 : 34262 : 1890/1 – 1960/12. 4270: 1961/1-1995/12. Missing: 25 months (not listed), particularly during years 1918-1919 & 1927-1928.				

Element No. 401 (Mean Air Pressure)				
<i>Dataset</i>	<i>Period</i>	<i>Content</i>	<i>Total months</i>	<i>Missing months</i>
Recommended	1961 – 2002	JC-TS1616 + Monthly-db NARS 4270	504	0
Observed	1961 – 2002	Monthly-db NARS 4270	504	0
Previous	1890 – 1995	PF-TS39 (NACD : 1890-1990)	1272	26
Details: <i>Recommended:</i> Created using : JC-TS1616: 1961-1999, monthly-db NARS 4270: 2000-2002. Missing : None. <i>Observed:</i> From database, Missing: None. <i>Previous:</i> PF-TS39 : 34262 : 1890/1 – 1960/12. 4270: 1961/1-1995/12. Missing: 26 months (not listed), particularly during years 1918-1919 & 1927-1928.				

Element No. 601 (Precipitation)				
<i>Dataset</i>	<i>Period</i>	<i>Content</i>	<i>Total months</i>	<i>Missing months</i>
Recommended	1961 – 2002	BVJ-TS1918 + Monthly-db NARS 4270	504	0
Observed	1961 – 2002	Monthly-db NARS 4270	504	0
Previous	1929 – 1995	PF-TS161 (NACD : 1890-1990)	804	0
Details: <i>Recommended:</i> Created using : BVJ-TS1918: 1961-1999, monthly-db NARS 4270: 2000-2002. Missing : None. <i>Observed:</i> From database, Missing: None. <i>Previous:</i> PF-TS161 : 34262 : 1929/1 – 1960/12. 4270: 1961/1-1995/12. Missing: None.				

Element No. 602 (Maximum Daily Precipitation)				
<i>Dataset</i>	<i>Period</i>	<i>Content</i>	<i>Total months</i>	<i>Missing months</i>
Recommended	1961 – 2002	BVJ-TS1939 + Monthly-db NARS 4270	504	0
Observed	1961 – 2002	Monthly-db NARS 4270	504	0
Previous	1929 – 1995	PF-TS163 (NACD : 1890-1990)	804	0
Details: <i>Recommended:</i> Created using : BVJ-TS1939: 1961-1999, monthly-db NARS 4270: 2000-2002. Missing : None. <i>Observed:</i> From database, Missing: None. <i>Previous:</i> PF-TS163 : 34262 : 1929/1 – 1960/12. 4270: 1961/1-1995/12. Missing: None.				

Narsarsuaq (NARS) – 04270 (continued)

Element No. 701 (Number of Days with Snow Cover)				
<i>Dataset</i>	<i>Period</i>	<i>Content</i>	<i>Total months</i>	<i>Missing months</i>
Recommended	1961 – 1999	LSS-TS2038 + Monthly-db NARS 4270	468	41
Observed	1961 – 1999	Monthly-db NARS 4270	468	39
Previous	1938 - 1990	PF-TSxx (NACD : 1890-1990)	636	12
Details: <i>Recommended:</i> Created using : LSS-TS2038: 1961-1981, monthly-db NARS 4270: 1982-1999. Missing : 41 months (not listed), particularly during years 1985 & 1996-1998. <i>Observed:</i> From database, Missing: 39 months, particularly in year 1985, 1996-1998. After 1999, data becomes very sparse. <i>Previous:</i> PF-TSxx No information available. Missing: 12 months (entire year 1942).				

Element No. 801 (Mean Cloud Cover)				
<i>Dataset</i>	<i>Period</i>	<i>Content</i>	<i>Total months</i>	<i>Missing months</i>
Recommended	1961 – 2002	LSS-TS2095 + Monthly-db NARS 4270	504	2
Observed	1961 – 2002	Monthly-db NARS 4270	504	2
Previous	1890 – 1994	PF-TS43 (NACD : 1890-1990)	804	26
Details: <i>Recommended:</i> Created using : LSS-TS2095: 1961-1999, monthly-db NARS 4270: 2000-2002. Missing : 2 months (1985/5+6). <i>Observed:</i> From database, Missing: 2 months (1985/5+6). <i>Previous:</i> PF-TS43 : 34262 : 1890/1 – 1960/12. 4270: 1961/1-1994/12. Missing: 26 months, particularly during years 1918-1919 & 1927-1928.				

6.13 Danmarkshavn (DANM) - 04320

Element No. 101 (Mean Temperature)				
<i>Dataset</i>	<i>Period</i>	<i>Content</i>	<i>Total months</i>	<i>Missing months</i>
Recommended	1949 – 2002	NARP1 + LSS-TS1439 + Monthly-db DANM 4320	648	6
Observed	1958 – 2002	Monthly-db DANM 4320	540	5
Previous	1949 - 1995	PF-TS44 (NACD : 1949-1990)	564	4
Details: <i>Recommended:</i> Created using NARP1: 1949-1957, LSS-TS1439: 1958-1999, monthly-db DANM 4320: 2000-2002. Missing : 6 months (1954/11, 1977/8, 1981/7-10). <i>Observed:</i> From database, Missing: 5 months (1977/8, 1981/7-10). <i>Previous:</i> PF-TS44 : No information available. Missing: 4 months (1954/11, 1981/7-9).				

Element No. 111 (Mean Maximum Temperature)				
<i>Dataset</i>	<i>Period</i>	<i>Content</i>	<i>Total months</i>	<i>Missing months</i>
Recommended	1949 – 2002	NARP1 + LSS-TS1463 + Monthly-db DANM 4320	648	6
Observed	1958 – 2002	Monthly-db DANM 4320	540	5
Previous	1949 - 1995	PF-TS45 (REWARD)	564	0
Details: <i>Recommended:</i> Created using NARP1: 1949-1957, LSS-TS1463: 1958-1999, monthly-db DANM 4320: 2000-2002. Missing : 6 months (1954/11, 1977/8, 1981/7-10). <i>Observed:</i> From database, Missing: 5 months (1977/8, 1981/7-10). <i>Previous:</i> PF-TS45 : No information available. Missing: None.				

Element No. 112 (Absolute Maximum Temperature)				
<i>Dataset</i>	<i>Period</i>	<i>Content</i>	<i>Total months</i>	<i>Missing months</i>
Recommended	1949 – 2002	NARP1 + LSS-TS1483 + Monthly-db DANM 4320	648	6
Observed	1958 – 2002	Monthly-db DANM 4320	540	5
Previous	1949 - 1995	PF-TS46 (REWARD)	564	0
Details: <i>Recommended:</i> Created using NARP1: 1949-1957, LSS-TS1483: 1958-1999, monthly-db DANM 4320: 2000-2002. Missing : 6 months (1977/8, 1981/6-10). <i>Observed:</i> From database, Missing: 5 months (1977/8, 1981/7-10). <i>Previous:</i> PF-TS46 : No information available. Missing: None.				

Element No. 121 (Mean Minimum Temperature)				
<i>Dataset</i>	<i>Period</i>	<i>Content</i>	<i>Total months</i>	<i>Missing months</i>
Recommended	1949 – 2002	NARP1 + LSS-TS1507 + Monthly-db DANM 4320	648	5
Observed	1958 – 2002	Monthly-db DANM 4320	540	5
Previous	1949 - 1995	PF-TS47 (REWARD)	564	0
Details: <i>Recommended:</i> Created using NARP1: 1949-1957, LSS-TS1507: 1958-1999, monthly-db DANM 4320: 2000-2002. Missing : 5 months (1977/8, 1981/7-10). <i>Observed:</i> From database, Missing: 5 months (1977/8, 1981/7-10). <i>Previous:</i> PF-TS47 : No information available. Missing: None.				

Danmarkshavn (DANM) – 04320 (continued)

Element No. 122 (Absolute Minimum Temperature)				
<i>Dataset</i>	<i>Period</i>	<i>Content</i>	<i>Total months</i>	<i>Missing months</i>
Recommended	1949 – 2002	NARP1 + LSS-TS1528 + Monthly-db DANM 4320	648	6
Observed	1958 – 2002	Monthly-db DANM 4320	540	5
Previous	1949 - 1995	PF-TS48 (REWARD)	564	0
Details: <i>Recommended:</i> Created using NARP1: 1949-1957, LSS-TS1528: 1958-1999, monthly-db DANM 4320: 2000-2002. Missing : 6 months (1977/8, 1981/6-10). <i>Observed:</i> From database, Missing: 5 months (1977/8, 1981/7-10). <i>Previous:</i> PF-TS48 : No information available. Missing: None.				

Element No. 401 (Mean Air Pressure)				
<i>Dataset</i>	<i>Period</i>	<i>Content</i>	<i>Total months</i>	<i>Missing months</i>
Recommended	1949 – 2002	NARP1 + JC-TS1621 + Monthly-db DANM 4320	648	6
Observed	1958 – 2002	Monthly-db DANM 4320	540	5
Previous	1949 - 1995	PF-TS49 (NACD : 1949-1990)	564	4
Details: <i>Recommended:</i> Created using PF-TS49: 1949-1957, JC-TS1621: 1958-1999, monthly-db DANM 4320: 2000-2002. Missing : 6 months (1954/11, 1977/8, 1981/7-10). <i>Observed:</i> From database, Missing: 5 months (1977/8, 1981/7-10). <i>Previous:</i> PF-TS49 : No information available. Missing: 4 months (1954/11, 1981/7-9).				

Element No. 601 (Precipitation)				
<i>Dataset</i>	<i>Period</i>	<i>Content</i>	<i>Total months</i>	<i>Missing months</i>
Recommended	1949 – 2002	NARP1 + BVJ-TS1921 + Monthly-db DANM 4320	648	7
Observed	1958 – 2002	Monthly-db DANM 4320	540	5
Previous	1949 – 1995	PF-TS50 (NACD : 1949-1990)	564	5
Details: <i>Recommended:</i> Created using NARP1: 1949-1957, BVJ-TS1921: 1958-1999, monthly-db DANM 4320: 2000-2002. Missing : 7 months (1949/9, 1954/11, 1977/8, 1981/7-10). <i>Observed:</i> From database, Missing: 5 months (1977/8, 1981/7-10). <i>Previous:</i> PF-TS50 : No information available. Missing: 5 months (1949/9, 1954/11, 1981/7-9).				

Element No. 602 (Maximum Daily Precipitation)				
<i>Dataset</i>	<i>Period</i>	<i>Content</i>	<i>Total months</i>	<i>Missing months</i>
Recommended	1949 – 2002	NARP1 + BVJ-TS1942 + Monthly-db DANM 4320	648	5
Observed	1958 – 2002	Monthly-db DANM 4320	540	5
Previous	1949 – 1995	PF-TS51 (NACD : 1949-1990)	564	0
Details: <i>Recommended:</i> Created using NARP1: 1949-1957, BVJ-TS1942: 1958-1999, monthly-db DANM 4320: 2000-2002. Missing : 5 months (1977/8, 1981/7-10). <i>Observed:</i> From database, Missing: 5 months (1977/8, 1981/7-10). <i>Previous:</i> PF-TS51 : No information available. Missing: None.				

Danmarkshavn (DANM) – 04320 (continued)

Element No. 701 (Number of Days with Snow Cover)				
<i>Dataset</i>	<i>Period</i>	<i>Content</i>	<i>Total months</i>	<i>Missing months</i>
Recommended	1958 – 1981	LSS-TS2041 + Monthly-db DANM 4320	288	5
Observed	1958 – 2000	Monthly-db DANM 4320	516	54
Previous	1958 – 1995	PF-TS53 (NACD : 1957-1990)	456	0
Details: <i>Recommended:</i> Created using LSS-TS2041: 1958-1981, monthly-db DANM 4320: 1982-2000. Missing : 54 months (not listed), primarily during months July, August & September in the period from 1981-2000. <i>Observed:</i> From database, Missing: 54 months (not listed), primarily during months July, August & September in the period from 1981-2000. Since 1981 most winter months are missing a few days which means the picture thus given of the number of days with snow cover at Danmarkshavn is not accurate. The data after 1981 is therefore not recommended for use. <i>Previous:</i> PF-TS53 : No information available. Missing: None.				

Element No. 801 (Mean Cloud Cover)				
<i>Dataset</i>	<i>Period</i>	<i>Content</i>	<i>Total months</i>	<i>Missing months</i>
Recommended	1949 – 2002	NARP1 + LSS-TS2098 + Monthly-db DANM 4320	648	6
Observed	1958 – 2002	Monthly-db DANM 4320	540	5
Previous	1949 – 1994	PF-TS54 (NACD : 1949-1990)	548	4
Details: <i>Recommended:</i> Created using NARP1: 1949-1957, LSS-TS2098: 1958-1999, monthly-db DANM 4320: 2000-2002. Missing : 6 months (1954/11, 1977/8, 1981/7-10). <i>Observed:</i> From database, Missing: 5 months (1977/8, 1981/7-10). <i>Previous:</i> PF-TS54 : No information available. Missing: 4 months (1954/11, 1981/7-9).				

6.14 Illoqqortoormiut (ILLO) - 04339

Element No. 101 (Mean Temperature)				
<i>Dataset</i>	<i>Period</i>	<i>Content</i>	<i>Total months</i>	<i>Missing months</i>
Recommended	1924 – 2002	NARP1 + LSS-TS1441 + Monthly-db ILLO 04339/04340	948	42
Observed	1958 – 2002	Monthly-db ILLO 04339/04340	540	4
Previous	1924 - 1995	PF-TS55 (NACD : 1924-1990)	864	40
Details: <i>Recommended:</i> Created using NARP1: 1924-1957, LSS-TS1441: 1958-1999, monthly-db ILLO 04339/04340: 2000-2002. Missing : 42 months (not listed). <i>Observed:</i> From database, Missing: 4 months (1977/8, 1981/7-9). <i>Previous:</i> PF-TS55 : 34339: 1924/1-1957/12, 4340 : 1958/1- 1994/12. Missing: 40 months (not listed).				

Element No. 111 (Mean Maximum Temperature)				
<i>Dataset</i>	<i>Period</i>	<i>Content</i>	<i>Total months</i>	<i>Missing months</i>
Recommended	1925 – 2002	NARP1 + LSS-TS1465 + Monthly-db ILLO 04339/04340	936	193
Observed	1958 – 2002	Monthly-db ILLO 04339/04340	540	2
Previous	1925 - 1995	PF-TS56 (REWARD)	852	47
Details: <i>Recommended:</i> Created using NARP1: 1924-1957, LSS-TS1465: 1958-1999, monthly-db ILLO 04339/04340: 2000-2002. Missing : 193 months (not listed), particularly during 1946-1949 and 1981-1993. <i>Observed:</i> From database, Missing: 2 months (1977/8, 1981/8). <i>Previous:</i> PF-TS56: 34339: 1925/1-1960/12, 4340: 1961/1- 1980/10. Missing: 47 months (not listed), particularly during 1946-1949.				

Element No. 112 (Absolute Maximum Temperature)				
<i>Dataset</i>	<i>Period</i>	<i>Content</i>	<i>Total months</i>	<i>Missing months</i>
Recommended	1925 – 2002	NARP1 + LSS-TS1488 + Monthly-db ILLO 04339/04340	936	190
Observed	1958 – 2002	Monthly-db ILLO 04339/04340	540	2
Previous	1925 - 1995	PF-TS57 (REWARD)	852	45
Details: <i>Recommended:</i> Created using NARP1: 1924-1957, LSS-TS1488: 1958-1999, monthly-db ILLO 04339/04340: 2000-2002. Missing : 190 months (not listed), particularly during 1946-1949 and 1981-1993. <i>Observed:</i> From database, Missing: 2 months (1977/8, 1981/8). <i>Previous:</i> PF-TS57: 34339: 1925/1-1960/12, 4340: 1961/1- 1980/10. Missing: 45 months (not listed), particularly during 1946-1949.				

Element No. 121 (Mean Minimum Temperature)				
<i>Dataset</i>	<i>Period</i>	<i>Content</i>	<i>Total months</i>	<i>Missing months</i>
Recommended	1950 – 2002	NARP1 + LSS-TS1509 + Monthly-db ILLO 04339/04340	636	146
Observed	1958 – 2002	Monthly-db ILLO 04339/04340	540	4
Previous	1950 - 1995	PF-TS58 (REWARD)	552	0
Details: <i>Recommended:</i> Created using NARP1: 1950-1957, LSS-TS1509: 1958-1999, monthly-db ILLO 04339/04340: 2000-2002. Missing : 146 months (not listed), particularly during 1981-1993. <i>Observed:</i> From database, Missing: 4 months (1977/8, 1981/7-9). <i>Previous:</i> PF-TS58: 34339: 1950/1-1958/12, 4340: 1959/1- 1980/10. Missing: None.				

Illoqortoormiut (ILLO) – 04339 (continued)

Element No. 122 (Absolute Minimum Temperature)				
<i>Dataset</i>	<i>Period</i>	<i>Content</i>	<i>Total months</i>	<i>Missing months</i>
Recommended	1950 – 2002	NARP1 + LSS-TS1530 + Monthly-db ILLO 04339/04340	636	147
Observed	1958 – 2002	Monthly-db ILLO 04339/04340	540	4
Previous	1950 - 1995	PF-TS59 (REWARD)	552	0
Details: <i>Recommended:</i> Created using NARP1: 1950-1957, LSS-TS1530: 1958-1999, monthly-db ILLO 04339/04340: 2000-2002. Missing : 147 months (not listed), particularly during 1981-1993. <i>Observed:</i> From database, Missing: 4 months (1977/8, 1981/7-9). <i>Previous:</i> PF-TS59: 34339: 1950/1-1958/12, 04340: 1959/1- 1980/10. Missing: None.				

Element No. 401 (Mean Air Pressure)				
<i>Dataset</i>	<i>Period</i>	<i>Content</i>	<i>Total months</i>	<i>Missing months</i>
Recommended	1924 – 2002	NARP1 + JC-TS1623 + Monthly-db ILLO 04339/04340	948	74
Observed	1958 – 2002	Monthly-db ILLO 04339/04340	540	5
Previous	1924 - 1995	PF-TS60 (NACD : 1924-1990)	864	70
Details: <i>Recommended:</i> Created using NARP1: 1950-1957, JC-TS1623: 1958-1999, monthly-db ILLO 04339/04340: 2000-2002. Missing : 74 months (not listed), primarily during 1938-1943. <i>Observed:</i> From database, Missing: 5 months (1977/8, 1981/7-10). <i>Previous:</i> PF-TS60: 34339: 1923/11-1957/12, 04340: 1959/1- 1980/10. Missing : 70 months (not listed), primarily during 1938-1943.				

Element No. 601 (Precipitation)				
<i>Dataset</i>	<i>Period</i>	<i>Content</i>	<i>Total months</i>	<i>Missing months</i>
Recommended	1950 – 2002	NARP1 + Monthly-db ILLO 04339/04340	636	2
Observed	1958 – 2002	Monthly-db ILLO 04339/04340	540	20
Previous	1950 - 1995	PF-TS61 (NACD : 1949/10-1990)	552	2
Details: <i>Recommended:</i> Created using NARP1: 1950-1999, monthly-db ILLO 04339/04340: 2000-2002. Missing : 2 months (1957/6, 1981/7). <i>Observed:</i> From database, Missing: 20 months (not listed). <i>Previous:</i> PF-TS61: 34339: 1950/1-1952/12, 4340: 1953/1- 1980/10. Missing : 2 months (1957/6, 1981/7).				

Element No. 602 (Maximum Daily Precipitation)				
<i>Dataset</i>	<i>Period</i>	<i>Content</i>	<i>Total months</i>	<i>Missing months</i>
Recommended	1950 – 2002	NARP1 + Monthly-db ILLO 04339/04340	636	0
Observed	1958 – 2002	Monthly-db ILLO 04339/04340	540	20
Previous	1950 - 1995	PF-TS62 (REWARD)	552	0
Details: <i>Recommended:</i> Created using NARP1: 1950-1957, monthly-db ILLO 04339/04340: 1958-2002. Missing : None. <i>Observed:</i> From database, Missing: 20 months (not listed). <i>Previous:</i> PF-TS62: 34339: 1950/1-1960/12, 4340: 1961/1- 1980/10. Missing : None.				

Illoqortoormiut (ILLO) – 04339 (continued)

Element No. 701 (Number of Days with Snow Cover)				
<i>Dataset</i>	<i>Period</i>	<i>Content</i>	<i>Total months</i>	<i>Missing months</i>
Recommended	-	-	-	-
Observed	1958 – 2002	Monthly-db ILLO 04339/04340	540	164
Previous	1994 - 1995	PF-TS64 (NACD, 04340 : 1958/01-1980/10)	24	0
Details: <i>Recommended:</i> - <i>Observed:</i> From database, Missing: 164 months (not listed), particularly during years 1980-1993. Since 1980 most winter months are missing a few days which means the picture thus given of the number of days with snow cover at 04339/04340 is not accurate. <i>Previous:</i> PF-TS64: No information available. Missing : None.				

Element No. 801 (Mean Cloud Cover)				
<i>Dataset</i>	<i>Period</i>	<i>Content</i>	<i>Total months</i>	<i>Missing months</i>
Recommended	1924 – 2002	NARP1 + LSS-TS2100 + Monthly-db ILLO 04339/04340	948	43
Observed	1958 – 2002	Monthly-db ILLO 04339/04340	540	5
Previous	1924 - 1994	PF-TS65 (NACD : 1923/11-1990)	852	41
Details: <i>Recommended:</i> Created using NARP1: 1924-1957, LSS-TS2100: 1958-1999, monthly-db ILLO 04339/04340: 2000-2002. Missing : 43 months (not listed). <i>Observed:</i> From database, Missing: 5 months (1977/8, 1981/7-10). <i>Previous:</i> PF-TS65: 34339: 1924/1-1960/12, 4340: 1961/1- 1980/10, 04339 1980/11-1990/12. Missing : 41 months (not listed).				

6.15 Tasiiliaq (TASI) - 04360

Element No. 101 (Mean Temperature)				
<i>Dataset</i>	<i>Period</i>	<i>Content</i>	<i>Total months</i>	<i>Missing months</i>
Recommended	1895 – 2002	NARP1 + LSS-TS1443 + Monthly-db TASI 4360	1296	14
Observed	1958 – 2002	Monthly-db TASI 4360	540	0
Previous	1895 - 1995	PF-TS67 (NACD : 1895-1990)	1212	14
Details: <i>Recommended:</i> Created using NARP1: 1895-1957, LSS-TS1443: 1958-1999, monthly-db TASI 4360: 2000-2002. Missing : 14 months (1910/9 – 1911/8, 1924/8, 1937/7). <i>Observed:</i> From database, Missing: None. <i>Previous:</i> PF-TS67 : 34360: 1895/1-1957/12. Missing: 14 months (1910/9 – 1911/8, 1924/8, 1937/7).				

Element No. 111 (Mean Maximum Temperature)				
<i>Dataset</i>	<i>Period</i>	<i>Content</i>	<i>Total months</i>	<i>Missing months</i>
Recommended	1898 – 2002	NARP1 + LSS-TS1457 + Monthly-db TASI 4360	1260	12
Observed	1958 – 2002	Monthly-db TASI 4360	540	0
Previous	1898 - 1995	PF-TS68 (REWARD)	1176	12
Details: <i>Recommended:</i> Created using NARP1: 1898-1957, LSS-TS1457: 1958-1999, monthly-db TASI 4360: 2000-2002. Missing : 12 months (1910/9 – 1911/8). <i>Observed:</i> From database, Missing: None. <i>Previous:</i> PF-TS68 : 34360: 1898/1-1958/12. Missing: 12 months (1910/9 – 1911/8).				

Element No. 112 (Absolute Maximum Temperature)				
<i>Dataset</i>	<i>Period</i>	<i>Content</i>	<i>Total months</i>	<i>Missing months</i>
Recommended	1895 – 2002	NARP1 + LSS-TS1457 + Monthly-db TASI 4360	1296	17
Observed	1958 – 2002	Monthly-db TASI 4360	540	0
Previous	1895 - 1995	PF-TS69 (REWARD)	1212	12
Details: <i>Recommended:</i> Created using NARP1: 1895-1957, LSS-TS1457: 1958-1999, monthly-db TASI 4360: 2000-2002. Missing : 17 months (1910/9 – 1911/8, 1977/11, 1982/11-1983/2). <i>Observed:</i> From database, Missing: None. <i>Previous:</i> PF-TS69 : 34360: 1895/1-1958/12. Missing: 12 months (1910/9 – 1911/8).				

Element No. 121 (Mean Minimum Temperature)				
<i>Dataset</i>	<i>Period</i>	<i>Content</i>	<i>Total months</i>	<i>Missing months</i>
Recommended	1895 – 2002	NARP1 + LSS-TS1511 + Monthly-db TASI 4360	1296	24
Observed	1958 – 2002	Monthly-db TASI 4360	540	0
Previous	1895 - 1995	PF-TS70 (REWARD)	1212	24
Details: <i>Recommended:</i> Created using NARP1: 1895-1957, LSS-TS1511: 1958-1999, monthly-db TASI 4360: 2000-2002. Missing : 24 months (not listed), mainly during years 1910-1911 & 1937-1938. <i>Observed:</i> From database, Missing: None. <i>Previous:</i> PF-TS70 : 34360: 1895/1-1958/12. Missing: 24 months (not listed), mainly during years 1910-1911 & 1937-1938.				

Tasiiliaq (TASI) – 04360 (continued)

Element No. 122 (Absolute Minimum Temperature)				
<i>Dataset</i>	<i>Period</i>	<i>Content</i>	<i>Total months</i>	<i>Missing months</i>
Recommended	1895 – 2002	NARP1 + LSS-TS1532 + Monthly-db TASI 4360	1296	25
Observed	1958 – 2002	Monthly-db TASI 4360	540	0
Previous	1895 - 1995	PF-TS71 (REWARD)	1212	24
Details: <i>Recommended:</i> Created using NARP1: 1895-1957, LSS-TS1532: 1958-1999, monthly-db TASI 4360: 2000-2002. Missing : 25 months (not listed), mainly during years 1910-1911 & 1937-1938. <i>Observed:</i> From database, Missing: None. <i>Previous:</i> PF-TS71 : 34360: 1895/1-1958/12. Missing: 24 months (not listed), mainly during years 1910-1911 & 1937-1938.				

Element No. 401 (Mean Air Pressure)				
<i>Dataset</i>	<i>Period</i>	<i>Content</i>	<i>Total months</i>	<i>Missing months</i>
Recommended	1895 – 2002	NARP1 + JC-TS1625 + Monthly-db TASI 4360	1296	57
Observed	1958 – 2002	Monthly-db TASI 4360	540	0
Previous	1895 - 1995	PF-TS72 (NACD: 1895-1990)	1212	53
Details: <i>Recommended:</i> Created using NARP1: 1895-1957, JC-TS1625: 1958-1999, monthly-db TASI 4360: 2000-2002. Missing : 57 months (not listed), mainly during years 1910-1911 & 1940-1943. <i>Observed:</i> From database, Missing: None. <i>Previous:</i> PF-TS72 : 34360: 1895/1-1955/12. Missing: 53 months (not listed), mainly during years 1910-1911 & 1937-1938.				

Element No. 601 (Precipitation)				
<i>Dataset</i>	<i>Period</i>	<i>Content</i>	<i>Total months</i>	<i>Missing months</i>
Recommended	1898 – 2002	NARP1 + BVJ-TS1926 + Monthly-db TASI 4360	1260	21
Observed	1958 – 2002	Monthly-db TASI 4360	540	3
Previous	1898 - 1995	PF-TS73 (NACD: 1898-1990)	1176	16
Details: <i>Recommended:</i> Created using NARP1: 1898-1957, BVJ-TS1946: 1958-1999, monthly-db TASI 4360: 2000-2002. Missing : 21 months (not listed), mainly during years 1910-1911 & 1980. <i>Observed:</i> From database, Missing: 3 months (1980/2-4). <i>Previous:</i> PF-TS73 : 34360: 1898/1-1954/12. Missing: 16 months (not listed), mainly during years 1910-1911.				

Element No. 602 (Maximum Daily Precipitation)				
<i>Dataset</i>	<i>Period</i>	<i>Content</i>	<i>Total months</i>	<i>Missing months</i>
Recommended	1898 – 2002	NARP1 + BVJ-TS1926 + Monthly-db TASI 4360	1260	17
Observed	1958 – 2002	Monthly-db TASI 4360	540	3
Previous	1898 - 1995	PF-TS74 (NACD: 1898-1990)	1176	12
Details: <i>Recommended:</i> Created using NARP1: 1898-1957, BVJ-TS1946: 1958-1999, monthly-db TASI 4360: 2000-2002. Missing : 17 months (not listed), mainly during years 1910-1911 & 1980. <i>Observed:</i> From database, Missing: 3 months (1980/2-4). <i>Previous:</i> PF-TS74: 34360: 1898/1-1958/12. Missing: 16 months (not listed), mainly during years 1910-1911.				

Tasiiliaq (TASI) – 04360 (continued)

Element No. 701 (Number of Days with Snow Cover)				
<i>Dataset</i>	<i>Period</i>	<i>Content</i>	<i>Total months</i>	<i>Missing months</i>
Recommended	1958 – 1978	LSS-TS2045	252	0
Observed	1958 – 2002	Monthly-db TASI 4360	540	78
Previous	1958 - 1995	PF-TS76 (NACD: 1958-1990)	456	0
Details: <i>Recommended:</i> Created using LSS-TS2045: 1958-1978. Missing : None. Cut of at 1978 due to sporadic data from 1980-1996. <i>Observed:</i> From database, Missing: 78 months (not listed), particularly during years 1980-1996. <i>Previous:</i> PF-TS76: No information available. Missing: None.				

Element No. 801 (Mean Cloud Cover)				
<i>Dataset</i>	<i>Period</i>	<i>Content</i>	<i>Total months</i>	<i>Missing months</i>
Recommended	1895 – 2002	NARP1 + LSS-TS1926 + Monthly-db TASI 4360	1296	14
Observed	1958 – 2002	Monthly-db TASI 4360	540	0
Previous	1895 - 1994	PF-TS77 (NACD: 1890-1990)	1200	14
Details: <i>Recommended:</i> Created using NARP1: 1898-1957, LSS-TS1946: 1958-1999, monthly-db TASI 4360: 2000-2002. Missing : 14 months (1910/9-1911/8, 1924/8, 1937/7). <i>Observed:</i> From database, Missing: None. <i>Previous:</i> PF-TS77 : 34360: 1895/1-1958/12. Missing: 14 months (1910/9-1911/8, 1924/8, 1937/7).				

7. Data files description

The data are located in three directories: *RECOMMENDED*, *OBSERVED*, *PREVIOUS* respectively.

Separate fixed-format ASCII-files are provided for each station, for each element, named by the 4-letter station abbreviation plus station number and element no. : ex. "DANM-4320-601.DAT"

The data files are tab-delimited ASCII-format and consists of 3 columns: YEAR, MONTH, "VALUE".

The units of "VALUE" may be seen in the data dictionary, table 3-1, in section 3.

In addition the recommended dataset is also saved in one fixed format ASCII data file named: recommended_all_data.dat, containing all data series from the recommended directory.

In recommended_all_data.dat each record contains:

Variable	Start	End	Format	Description
STAT_NO	1	5	F5.0	Station number (see section 5)
ELEM_NO	6	8	F3.0	Element number (see section 3)
YEAR	9	12	F4.0	Year
JAN	13	17	F5.0	January value (units as described in section 3)
FEB	18	22	F5.0	Feb. value (units as described in section 3)
MAR	23	27	F5.0	March value (units as described in section 3)
APR	28	32	F5.0	April value (units as described in section 3)
MAY	33	37	F5.0	May value (units as described in section 3)
JUN	38	42	F5.0	June value (units as described in section 3)
JUL	43	47	F5.0	July value (units as described in section 3)
AUG	48	52	F5.0	Aug. value (units as described in section 3)
SEP	53	57	F5.0	Sep. value (units as described in section 3)
OCT	58	62	F5.0	Oct. value (units as described in section 3)
NOV	63	67	F5.0	Nov. value (units as described in section 3)
DEC	68	72	F5.0	Dec. value (units as described in section 3)
CO_CODE	73	75	A3	Country code (DK= Denmark, FR= Faroe Island, GR=Greenland).

In the data file **recommended_all_data.dat** all missing values have been replaced with the dummy value -9999.

8. References

Brandt, M. L. (1994): DMI Technical Report 94-14 Dokumenteret stationshistorie for 21100 Vestervig 1872-1994, DMI København.

Brandt, M. L. (1994): DMI Technical Report 94-15 Dokumenteret stationshistorie for 27080 Tranebjerg, Samsø 1871-1994, DMI København.

Brandt, M. L. (1994): DMI Technical Report 94-17 Dokumenteret stationshistorie for 32030 Sandvig samt fyrene på Hammeren, Bornholm 1872-1994, DMI København.

Brandt, M. L. (1994): DMI Technical Report 94-18 Dokumenteret stationshistorie for klima- og synopstationer i Torshavn og Mykines, Færøerne 1872-1994, DMI København.

Brandt, M. L. (1994): DMI Technical Report 94-20 'Summary of Meta data from NACD-stations in Denmark, Greenland and the Faroe Islands 1872-1994', DMI København 1994.

Cappelen, J. & Laursen, E.V. (1998) : The climate of the Faroe Islands – with climatological standard normals, 1961-1990. DMI Technical report No. 98-14. Copenhagen.

Drebs Achim, Hans Alexandersson, Povl Frich, Eirik J. Førland, Trausti Jónsson, Heikki Tuomenvirta. REWARD: -Relating Extreme Weather to Atmospheric circulation using a Regionalised Dataset. Description of REWARD data set, Version 1.0. Det norske meteorologiske institutt KLIMA report no: 16/98. Oslo 1998.

Frich, P. (Co-ordinator), H. Alexandersson, J. Ashcroft, B. Dahlström, G. Demarée, A. Drebs, A. van Engelen, E.J. Førland, I. Hanssen-Bauer, R. Heino, T. Jónsson, K. Jonasson, L. Keegan, P.Ø. Nordli, Schmith, T. Steffensen, H. Tuomenvirta, O.E. Tveito, (1996): NACD, North Atlantic Climatological Dataset (NACD Version 1) -Final Report. DMI Scientific Report 96-1, 47 pp.

Jørgensen, Peter Viskum (2002): Nordic Climate Data Collection 2001. An update of: NACD, REWARD, NORDKLIM and NARP datasets, 1873-2000. Version 0. DMI Technical Report No. 01-20. Copenhagen.

Laursen, Ellen Vaarby, Rikke Sjølin Thomsen and John Cappelen (1999): Observed Air Temperature, Humidity, Pressure, Cloud Cover and Weather in Denmark - with Climatological Standard Normals, 1961-90. DMI Technical Report No. 99-5. Copenhagen.

Laursen, Ellen Vaarby (2003a): Metadata, selected climatological and synoptic stations, 1750-1996. DMI Technical Report No. 03-24. Copenhagen.

Laursen, Ellen Vaarby (2003b): DMI monthly climate data, 1873-2002, contribution to Nordic Arctic Research Programme (NARP). DMI Technical Report No. 03-25. Copenhagen.

(empty page)

APPENDIX

Table 1. Multiple Regressions used to fill 46 months in UPERNAVIK(4209/4210)- ELEMENT101

Month	Regression Formula	Corr. Coeff.
January	$UPER = 0.607 * ILUL + 0.542 * PITTU + 32.3$	$r^2 = 0.867$
February	$UPER = 0.480 * ILUL + 0.575 * PITTU + 12.6$	$r^2 = 0.902$
March	$UPER = 0.386 * ILUL + 0.600 * PITTU - 0.2$	$r^2 = 0.954$
April	$UPER = 0.432 * ILUL + 0.524 * PITTU - 11.2$	$r^2 = 0.979$
May	$UPER = 0.520 * ILUL + 0.437 * PITTU - 16.6$	$r^2 = 0.982$
June	$UPER = 0.647 * ILUL + 0.384 * PITTU - 19.9$	$r^2 = 0.966$
July	$UPER = 0.748 * ILUL + 0.407 * PITTU - 24.2$	$r^2 = 0.842$
August	$UPER = 0.574 * ILUL + 0.249 * PITTU - 2.2$	$r^2 = 0.897$
September	$UPER = 0.513 * ILUL + 0.283 * PITTU - 2.5$	$r^2 = 0.968$
October	$UPER = 0.431 * ILUL + 0.351 * PITTU + 5.6$	$r^2 = 0.963$
November	$UPER = 0.599 * ILUL + 0.412 * PITTU + 20.9$	$r^2 = 0.917$
December	$UPER = 0.513 * ILUL + 0.283 * PITTU + 2.5$	$r^2 = 0.889$

Regarding air pressure:

Reduction to mean sea level

$$P * (1 + 9.82/287.04 * h/(T/10+273.15))$$

P is air pressure (0.1 hPa) at station level, h is the height of the barometer in meters above sea level and T is the air temperature at station level (0.1 °C)

For the calculation are used monthly means of P and T. This introduces an error compared to a reduction performed on the actual observations. The error is proportional to the difference between ‘the average P to T ratio’ and ‘the ratio of average P to average T’ (T in Kelvin). This means the error is zero if T is constant within the period. Within a month the maximum T-range would normally be within 30 degrees. And a numerical variation of 30 is small when compared to the temperature in Kelvin and the air pressure in 0.1 hPa. Therefore the error introduced by using monthly values may be considered small.

Station 25140 Nordby:		
Reduction of air pressure to mean sea level.		
Until and including 1892 also correction for gravity.		
Start	End	Formula, P: station level pressure (0.1 hPa), T: Air temperature at station level (0.1°C)
-	18920400	$P * (1 - 0.00259 * \cos(2 * 55.5 * 3.14/180)) * (1 + 9.82/287.04 * 5.5/(T/10+273.15))$
18920500	18921200	$P * (1 - 0.00259 * \cos(2 * 55.5 * 3.14/180)) * (1 + 9.82/287.04 * 8.0/(T/10+273.15))$
18930100	18991100	$P * (1 + 9.82/287.04 * 8.0/(T/10+273.15))$
18991200	19280700	$P * (1 + 9.82/287.04 * 5.5/(T/10+273.15))$
19280800	19360300	$P * (1 + 9.82/287.04 * 10.5/(T/10+273.15))$
19360400	19441100	$P * (1 + 9.82/287.04 * 6.9/(T/10+273.15))$
19441200	19450500	$P * (1 + 9.82/287.04 * 7.0/(T/10+273.15))$
19450600	19551100	$P * (1 + 9.82/287.04 * 3.0/(T/10+273.15))$
19551200	19600800	$P * (1 + 9.82/287.04 * 9.7/(T/10+273.15))$
19600900	-	$P * (1 + 9.82/287.04 * 6.7/(T/10+273.15))$

Table 2. The formulas take care that the published air pressure is reduced to mean sea level, 0°C and gravity at 45° latitude. The temperature used is the monthly mean temperature in the NORD-25140 ‘recommended’ series.

Station 21100 Vestervig:		
Reduction of air pressure to mean sea level.		
Until and including 1892 also correction for gravity.		
Start	End	Formula, P: station level pressure (0.1 hPa), T: Air temperature at station level (0.1°C)
-	18790600	$P * (1 - 0.00259 * \cos(2 * 56.75 * 3.14/180)) * (1 + 9.82/287.04 * 47.4/(T/10+273.15))$
18790700	18830900	$P * (1 - 0.00259 * \cos(2 * 56.75 * 3.14/180)) * (1 + 9.82/287.04 * 25.7/(T/10+273.15))$
18831000	18921200	$P * (1 - 0.00259 * \cos(2 * 56.75 * 3.14/180)) * (1 + 9.82/287.04 * 25.0/(T/10+273.15))$
18930100	19240600	$P * (1 + 9.82/287.04 * 25.0/(T/10+273.15))$
19240700	19370300	$P * (1 + 9.82/287.04 * 19.3/(T/10+273.15))$
19370400	19460300	$P * (1 + 9.82/287.04 * 27.0/(T/10+273.15))$
19460400	19460400	$P * (1 + 9.82/287.04 * 19.0/(T/10+273.15))$
19460500	19521200	$P * (1 + 9.82/287.04 * 19.6/(T/10+273.15))$
19710100	-	$P * (1 + 9.82/287.04 * 19.6/(T/10+273.15))$

Table 3. The formulas take care that the published air pressure is reduced to mean sea level, 0°C and gravity at 45° latitude. The temperature used is the monthly mean temperature in the VEST-21100 ‘recommended’ series.

<p style="text-align: center;">Station 32030 Sandvig: Reduction of air pressure to mean sea level. Until and including 1892 also correction for gravity.</p>		
Start	End	Formula, P: station level pressure (0.1 hPa), T: Air temperature at station level (0.1°C)
-	18921200	$P * (1 - 0.00259 * \cos(2 * 55.25 * 3.14/180)) * (1 + 9.82/287.04 * 15.1/(T/10+273.15))$
18930100	19420800	$P * (1 + 9.82/287.04 * 15.1/(T/10+273.15))$
19420900	19530800	$P * (1 + 9.82/287.04 * 11.0/(T/10+273.15))$
19530900	19550500	$P * (1 + 9.82/287.04 * 21.7/(T/10+273.15))$

Table 4. The formulas take care that the published air pressure is reduced to mean sea level, 0°C and gravity at 45° latitude. The temperature used is the monthly mean temperature from 32030 monthly_values table.

<p style="text-align: center;">Station 32020 Hammer Odde Fyr/Lighthouse: Reduction of air pressure to mean sea level.</p>		
Start	End	Formula, P: station level pressure (0.1 hPa), T: Air temperature at station level (0.1°C)
19710100	-	$P * (1 + 9.82/287.04 * 10.9/(T/10+273.15))$

Table 5. The formulas take care that the published air pressure is reduced to mean sea level, 0°C and gravity at 45° latitude. The temperature used is the monthly mean temperature from 32020 monthly_values table.

Additional Notes

For a few of the stations, namely Torshavn, Strond Kraftstation, Upernavik and Ilulissat, the exact differences between the NACD series, the present series in the time-series database (constructed by Poul Frich), the JC/EVL/LSS series and observed values in monthly has been studied in further details. These details are found in the tables below:

TORSHAVN - TORS
<p>Element No.101 Further details: The NACD Element 101 data had extensive holes: 1925/4-10 and 1964/01 – 1965/12 and 1969/09 - 1975/12. These were filled in TR98-14 and introduced in NORDKLIM and NARP datasets. In NACD, several corrections were made by comparisons with Hoyvik 33060. Data in NARP (series 353) and monthly are the same from 1958 - 1999, except in two cases (1973/11 & 1980/2).</p> <p>Element No. 111 Further details: Data in REWARD and “monthly” are the same from 1958 - 1995, except in very few cases (1969/10, 1979/06, 1981/01 & 1995/07). “Monthly” was used to update REWARD to include the period 1995-2000 in NORDKLIM/NARP. Data in EVL-TS361 are the same as in “monthly” except for 1973/11 where a value from Hoyvik was inserted.</p> <p>Element No. 112 Further details: Data values in REWARD and “monthly” are the same from 1964 except in two cases (1969/10 & 1979/06). The values in EVL-TS368 are the same as in monthly.</p> <p>Element No. 121 Further details: Data values in REWARD and monthly are the same from 1964 except in the following cases (1967/07, 1969/08, 1972/07 & 1995/10). The values in EVL-TS375 are the same as in monthly, except 1973/11.</p> <p>Element No. 122 Further details : Data values in REWARD and monthly are the same from 1964 except in the following cases (1968/07, 1969/08 & 1972/07). The values in EVL-TS496 are the same as in monthly, except 1973/11.</p> <p>Element No. 401 Further details : Data values in NACD and monthly are the same from 1958 except in the following cases (1980/01 & 1981/01). The values in EVL-TS1220 are the same as in monthly, except 1973/11 and 1980/01. There are no observations on the Faroe Islands during the missing period in 1925.</p> <p>Element No. 601 Further details: Data values in NACD and monthly are the same from 1958 except in the following cases (1971/07, 1980/03, 1981/01 & 1985/03). The values in JC-TS1154 are completely different from both NACD and monthly until 1993/01. From then onwards, they are the same.</p> <p>Element No. 602 Further details: Data values in NACD and NARP are the same. NACD and monthly are the same from 1958/01 except in the following cases (1971/09 & 1985/03). The values in JC-TS1166 are the same except the cases (1971/8+9+10, 1972/11, & 1973/11).</p> <p>Element No. 701 Further details: Data values in NACD had holes for entire years 1964, 1965 and 1970. Values from TR98-14 are different from NACD and monthly in most months in the period 1961-1990. The values in EVL-TS1224 are the same as monthly except the cases (1962/02, 1966/12, 1967/01, 1967/03, 1967/12, 1973/11 & 1982/01).</p> <p>Element No. 801 Further details: Comparison between the NACD and monthly was not made.</p>

STROND KRAFTSTATION – (STRO)
<p>Element No. 601 Further details : The series JC-TS1161 from (Cappelen & Laursen 1998), originally had holes that were filled through correlation with 06009, 06011, 33020, 33080, 33090 (Cappelen & Laursen 1998).</p> <p>Element No. 602 Details: The Element 602 (JC-TSseries 1172) from (Cappelen & Laursen 1998), originally had holes that were filled through correlation with 06009, 06011, 33020, 33080, 33090 (Cappelen & Laursen 1998). In the NARP/monthly_clima dataset some 3 holes in 1991 as in element 601 was found. The same correlation was used to calculate the missing daily values and there from the missing monthly values. (Inserted values: 05/1991=172 06/1991=302 11/1991 = 591).</p>

UPERNAVIK – (UPER)**Element No. 101**

Details: note that this Poul Frich series is rather new and not identical to the NACD series (only 1890-1981). NACD had many holes (1891/10, 1934/4, 1932/8+9, 1939/8+9+10+11, 1940/2, 1943/9, 1944/4 – 1945/10, 1981/7-12). The JC series 1425, 1958 – 1999 (herefrom 1961 - 1990 published in (Cappelen et al. 2001)) is basically an extension of the NACD series to 1999. They are equal from 1958 - 1981 except in a few cases (1968/10, 1970/5, 1971/12, 1977/8, 1979/1 and 1981/3), where JC corrects small NACD mistakes by comparisons with "monthly" . After the restart of 4210 instead of 4209 in 1995/09 the data in PF, JC, NACD and *monthly* are exactly the same. The JC series has "introduced" holes in for example in 1977/08 due to a very low number of elements used for the monthly calculations. Other holes: 1981/07-1984/08, 1986/02-10, 1988/09 - 1989/01, 1990/10+11 & 1991/08.

Element No. 111

Details: no info about PF series number. JC series (Series 1451: 1958/01 - 1999/12) and REWARD/NARP are equal for long periods 1961/01 - 1981/06 (except in a few cases: 1966/12, 1967/05, 1968/10, 1970/05, 1971/02, 1971/12, 1977/08 and 1981/03. The JC-series 1451 has missing values from 1981/07 - 1995/09. Oct.1995/10 the values are again the same except in some few cases (1995/11, 1997/09 and 1997/12). Before 1961/01 (e.g. 1958/01 - 1960/12) values are different). REWARD holes : 1914/01 - 12, 1925/03 - 1927/07, 1943/04 - 1945/10. The data in monthly are the same as in JC from 1958 - 1961. From 1961 - 1981 monthly/JC/NARP are equal except in a few cases (typing errors ?). Also the data in monthly are the same as NARP and JC from 1995 - 2000. In the period with 4209 the number of elements were often low (15-25 pr. month), which caused JC to insert "missing values". In the 4209 period the REWARD series is often equal to monthly for 4209, but many months are different. Corrected ?

Element No. 112

Details: the PF (Series 4) consist of st34210 from 1890 - 1954, st4210 from 1955 - 1986, st4209 from 1987 - 1995/09 and st4210 from 1995/10 - 12. The PF data and the JC (Series 1474: 1958/01 – 1999/12) are the same during most of the period (1958-1996). The main difference is introduced holes in the JC series due to low number of elements in some periods. These holes are 1958/05 - 07, 1977/07 and 1981/07 - 1995/09. A part from these values are different in 1968/10, 1970/05, 1971/12 and 1981/03. As with elem.111, the REWARD/NARP series has holes 1914/01 - 12, 1925/03 - 1927/07, 1943/04 - 1945/10. The data in montly (starting 1958/01) are the same as NARP, except in a few cases (1968/10, 1970/05, 1971/12, 1981/03, 1983/06, 1987/01 and 1995/09). Station 4210 used for most of period, except 4209 is used from 1987/03 - 1995/09.

Element No. 121

Details: the PF data consists of st34210 from 1890/01 - 1960/12, st4210 from 1961/01 – 1985/12, st4209 from 1986/01 - 1995/10 and st4210 1995/10 - 1995/12. The PF and JC data (Series 1495: 1958/01 – 1999/12) are the same during most of the period (1958-1996). The main difference is introduced holes in the JC series due to low number of elements in some periods. These are primarily 1977/08 and the period 1981/07 - 1995/09. Different values are found in 1958/01 - 1961/01, 1976/02 and 1981/06. The NARP/REWARD series is the same as PF, except for the three months (1932/08+09 and 1950/07). Two large holes are found 1925/01 - 1927/07 and 1944/04 - 1946/02. The data in monthly are the same as NARP from 1961/02 - 1981/09 and again from 1995/10 except in a few cases (1976/02, 1978/08 and 1998/01+02). Before 1961/02 they are equal to JC serie. There is one hole from 1982/01-08. From 1987-1995 the data in NARP are from monthly for 4209.

Element No. 122

Details: The JC (Series 1516: 1958/01 – 1999/12) and PF data are the same from 1960/12 - 1981/06 and 1995/10-12, except for a few months (1973/03, 1973/05 & 1977/08). Before 1960/12 (1958/01 – 1960/11) they are different, with JC values the same as in monthly. The JC data has holes: one major hole: 1981/07 - 1995/09, a minor holes: 1973/05, 1977/08, 1998/01 & 1999/05. The NARP/REWARD series is the same as the PF series except for 1932/09, 1989/11 & 1993/11. The REWARD series has holes from 1925/01 - 1927/07 and 1944/04 - 1946/02.

Element 401

Details: The JC (Series 1606: 1958/01 – 1999/12) and PF data are the same for most of the overlapping period, except 1981/03+08+12, 1991/02+04+05, 1992/09, 1994/07+12, 1995/02+05-09. But the JC data actually has more values than the PF series !, including 1984/09 – 1985/12, 1986/11 – 1988/08, 1989/02 - 1990/12. The PF and NACD are identical in the overlapping period (until 1981/12). The NACD has extensive holes: 1891/10, 1899/08, 1900/08, 1927/01 -07, 1931/04, 1932/08+09, 1939/08-11, 1940/02 - 1945/12, 1949/01-06, 1981/07, 1982/01 – 1984/08, 1986/01-10, 1988/09 – 1989/01.

Element 601

Details: Data in PF and JC (Series 1909: 1958/06 - 1981/05) series are the same in the overlap period except only 1963/11 and 1977/08 (JC no data). The same data are found in NARP and NACD. NACD has big holes with missing data before 1950: 1891/09, 1908/02, 1923/08, 1927/02+03, 1931/04, 1932/08+09, 1933/01+03, 1934/07, 1936/01, 1937/08, 1937/12 – 1938/05, 1938/10-12, 1939/02-04+08-12, 1940/02+03+05+11, 1941/02+03, 1941/11 – 1942/05, 1942/10 – 1943/05, 1943/10, 1943/12 – 1946/06, 1946/11 – 1947/05, 1947/08, 1947/10 – 1948/05, 1948/10 – 1949/06, 1949/10-1950/05, 1950/10+12. Station 4209 did not measure precipitation.

UPERNAVIK – (UPER)

Element No. 602

Details: the JC (Series 1930: 1958/01 - 1981/12), PF, NARP, REWARD data are exactly the same except JC has introduced holes due to low number of elements for certain months/periods. Data in "monthly" are also the same (starting in January 1958). No information about stations or adjustments. Remark: Station 4209 did not measure precipitation

Element No. 701

Details: the JC (Series 2030: 1958/01 - 1981/05), PF, NARP and NACD data are exactly the same in the overlap period, except JC does not include the second half of 1981 due to low number of elements. Data in "monthly" are also the same (starting in January 1958).

Element No. 801

Details: the PF, NARP and NACD data are exactly the same. The JC (Series 2087: 1958/01 - 1981/06) data is also the same for the overlap period, except in the following months (1959/07, 1959/08, 1961/07+12, 1962/06, 1963/01, 1964/03+05+08+09+12, 1965/05, 1969/11, 1972/02, 1975/06, 1977/08+12, 1979/01+04). The data in monthly are the same as in the JC series except for 1977/08.

ILULISAAT – (ILUL)

Element 101

Details: The PF and JC (series 1426: 1961/01 – 1979/03) data are similar, but they are not identical. 50 % of the months are identical, 40 % have differences of +/- 0.1 °C and the rest have larger differences. The NARP/PF series is not the same as the NACD, but rather a corrected version of it, with corrections on a monthly basis for different periods. NARP has no holes, while NACD had several missing months including (1916/10-12, 1917/02, 1921/03, 1929/07, 1936/10 & 1937/07). From 1982 - 1990 NARP and NACD are the same. Monthly for 4216 is almost the same as NACD but 54 of 396 months have slightly different values.